

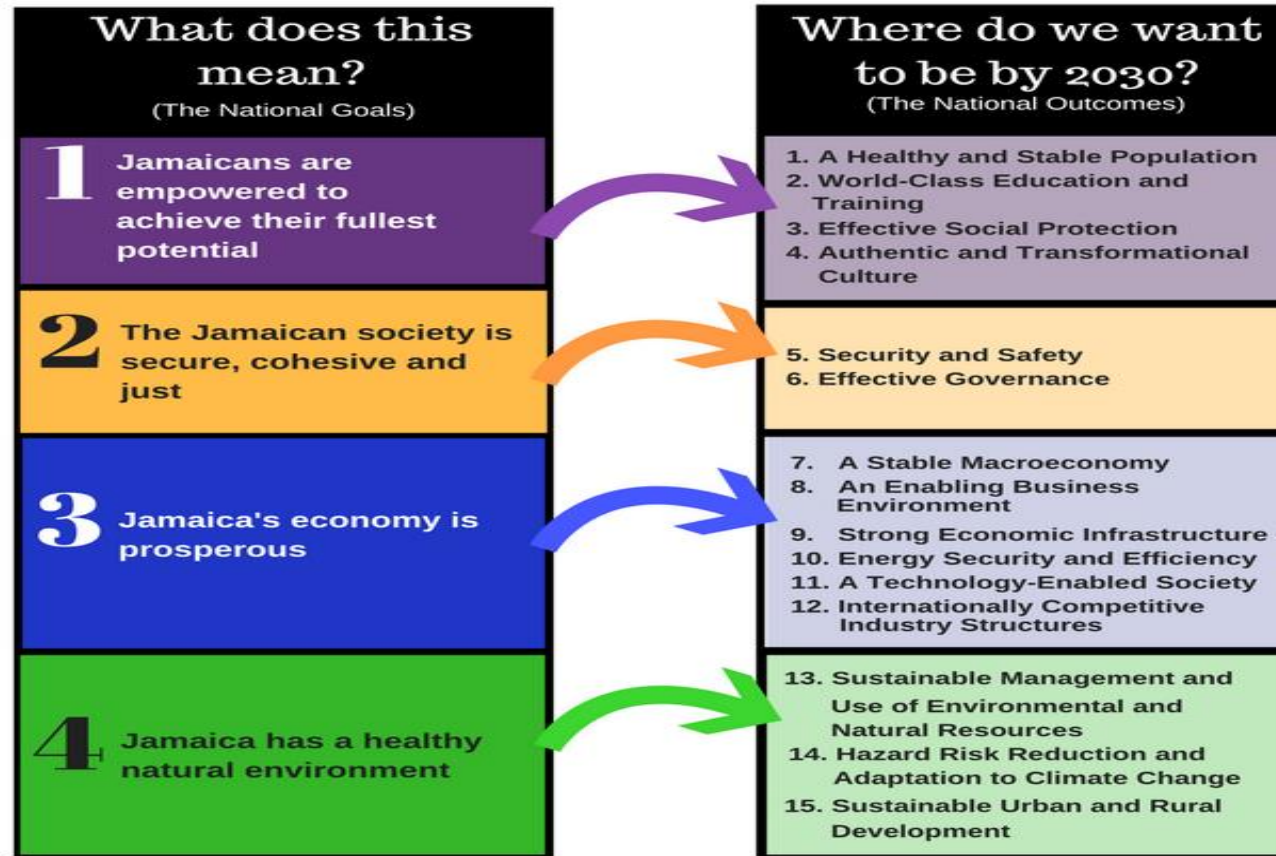
Alignment of the Vision 2030 Jamaica MTF 2018-2021 National Strategies to the Sustainable Development Goals (SDGs) Indicators and Targets



“Vision 2030 Jamaica...advancing the achievement of the SDGs...leaving no one behind”!

NATIONAL VISION

"Jamaica, the place of choice to live, work, raise families and do business"



Vision 2030 Jamaica National Goals and National Outcomes



SUSTAINABLE DEVELOPMENT GOALS



Sustainable Development Goals (SDGs)



Background

Vision 2030 Jamaica – National Development Plan is the country’s first long-term strategic national development plan designed to enable Jamaica to achieve developed country status by 2030. It provides a comprehensive framework in which the economic, social, environmental and governance dimensions of national development are integrated. The Plan, which was approved in Parliament in 2009 provides a Strategic Road Map for the achievement of 4 synergistic and integrated national goals and 15 related national outcomes, which when achieved will culminate in the realization of the national vision, encapsulated in the national vision statement: “Jamaica, the place of choice to live, work, raise families and do business”. This vision statement embodies a clear message that emerged from the inclusive plan development process and encapsulates the yearning of our people for a secure and prosperous future. Under Vision 2030 Jamaica, national development is designed to be sustainable and inclusive, engaging all Jamaicans in the plan design and implementation processes and providing equitable opportunities to all Jamaicans to participate in the process and benefit from the intended outcomes.

Vision 2030 Jamaica is built on a results-based management (RBM) framework, comprising the national development results (4 National Goals, 15 National Outcomes), a strategic and operational framework geared towards the achievement of the goals and outcomes, and evidence-based practice, underpinned by a monitoring and evaluation (M&E) framework for measuring development performance and informing medium term prioritization. The successive 3-year Medium Term Socio-Economic Policy Framework (MTF) – the main mechanism for plan implementation - is aligned to the overall vision, goals and national outcomes of Vision 2030 Jamaica and allows for a stage by stage operationalization of the long term National Development Plan. It is an implementation framework underpinned by an extensive strategic planning and prioritization process to guide stakeholders to achieve the goals and outcomes of the long-term development plan. Each MTF therefore serves as a companion document to the Vision 2030 Jamaica – National Development Plan, comprising the medium term priority strategies and actions that will be pursued in the implementation of the Plan. MTF 2018 – 2021 is the 4th medium term strategic programme to advance the implementation of the Vision 2030 Jamaica – National Development Plan and is based on the nation’s development aspirations and guiding principles as articulated in the country’s long-term development plan.

Vision 2030 Jamaica serves as the axis around which efforts to achieve the Agenda 2030 Sustainable Development Goals (SDGs) will be organized – *A Road Map for SDG Implementation in Jamaica, approved by Cabinet in 2017*. Accordingly, the MTF is also the main mechanism for “implementation” of the SDGs in Jamaica, and MTF 2018-2021 shows the alignment between the national outcomes of Vision 2030 Jamaica and the SDGs as well as the alignment between national and sector strategies and SDG targets. . The Road Map states a 91 per cent alignment between Jamaica’s national development agenda¹ and the SDGs (based on a 2016 Rapid Impact Assessment); and presents a broad framework for strengthening the Plan Implementation process, including policy bundles and accelerators. The content of the Road Map gives focus to: an action framework; financing; data monitoring and reporting; coordination – institutional mechanisms; and advocacy in support of Plan Implementation. The Road Map will inform each successive MTF to support the strengthening of medium-term prioritization and alignment with the SDGs.

The Sustainable Development Goals (SDGs) were adopted by the 193 Member States of the United Nations in September 2015 and came into force on January 1, 2016. The SDGs represents a landmark agreement to advance “People, Planet, Prosperity, Peace and Partnership (5Ps)” – the creation of a better world that is free of poverty, underpinned by universal peace, and where ‘no one is left behind’



¹ The major policy, strategic and planning documents were examined, including Vision 2030 Jamaica – National Development Plan to which the other documents are aligned.

Strategic Alignment – Vision 2030 Jamaica and the SDGs

Goal 1 - Jamaicans are empowered to achieve their fullest potential, represents a society in which all Jamaicans are empowered to participate fully in the development of their country through developing their talents and abilities while enjoying agreed upon minimum guarantees regarding access to public goods and services, thereby affording them the opportunity to elevate their standard of living and quality of life. We will be empowered to achieve our fullest potential when we realize the following national outcomes:


- A Healthy and Stable Population
- World-Class Education and Training
- Effective Social Protection
- An Authentic and Transformational Culture

Through these national outcomes, we will improve on the progress made to date in the social areas by ensuring a high level of human capital development (education, training and health system reform), fostering of innovation, cultural preservation, and strengthening of systems geared to protect the vulnerable in our society.

Goal 1- Jamaicans are empowered to achieve their fullest potential		
National Goal 1 – Jamaicans are empowered to achieve their fullest potential	National Outcome	Aligned Sustainable Development Goals (SDGs)
	<p>VISION 2030 JAMAICA GOAL 1 Jamaicans are empowered to achieve their fullest potential</p>  <p>National Outcome #1 A Healthy and Stable Population</p>	

Goal 1- Jamaicans are empowered to achieve their fullest potential

VISION
2030 GOAL 1
JAMAICA
Jamaicans are empowered to
achieve their fullest potential



VISION
2030 GOAL 1
JAMAICA
Jamaicans are empowered to
achieve their fullest potential



Goal 1- Jamaicans are empowered to achieve their fullest potential

VISION
2030
JAMAICA

GOAL 1

Jamaicans are empowered to achieve their fullest potential



National Outcome #4
Authentic and
Transformational
Culture



Key	Data Produced	Data not produced but available	Data not produced and unavailable
National Strategy	Sector Strategy	Contribution to Achieving SDG Targets	Contribution to Achieving SDG Indicators
Jamaicans are empowered to achieve their fullest potential			
National Outcome #1 – A Healthy and Sable Population			
1-1: Maintain a Stable Population	Strengthen the policy, legislative and data/statistical environment to support the achievement of optimal population structure and characteristics Strengthen policies, plans, systems and mechanisms to support the achievement of medium to long term country targets for the sexual and reproductive health of the population	POPULATION DYNAMICS	
		4.4 By 2030, substantially increase the number of youth and adults who have relevant skills, including technical and vocational skills, for employment, decent jobs and entrepreneurship	<ul style="list-style-type: none"> 4.4.1 Proportion of youth and adults with information and communications technology (ICT) skills, by type of skill
		5.6 Ensure universal access to sexual and reproductive health and reproductive rights as agreed in accordance with the Programme of Action of the International Conference on Population and Development and Beijing Platform for Action and the outcome documents of their review conferences.	<ul style="list-style-type: none"> 5.6.1 Proportion of women aged 15-49 years who make their own informed decisions regarding sexual relations, contraceptive use and reproductive health care 5.6.2 Number of countries with laws and regulations that guarantee women aged 15-49 years access to sexual and reproductive health care, information and education
		3.1 By 2030, reduce the global maternal mortality ratio to less than 70 per 100,000 live births	<ul style="list-style-type: none"> 3.1.1 Maternal mortality ratio
			<ul style="list-style-type: none"> 3.1.2 Proportion of births attended by skilled health personnel
		3.2 By 2030, end preventable deaths of newborns and children under 5 years of age, with all countries aiming to reduce neonatal mortality to at least as low as 12 per 1,000 live births and under-5 mortality to at least as low as 25 per 1,000 live births	<ul style="list-style-type: none"> 3.2.1 Under-five mortality rate
			<ul style="list-style-type: none"> 3.2.2 Neonatal mortality rate
		3.3 By 2030, end the epidemics of AIDS, tuberculosis, malaria and neglected tropical diseases and combat hepatitis, water-borne diseases and other communicable diseases	<ul style="list-style-type: none"> 3.3.1 Number of new HIV infections per 1,000 uninfected population, by sex, age and key populations
			<ul style="list-style-type: none"> 3.3.2 Tuberculosis incidence per 1,000 population
			<ul style="list-style-type: none"> 3.3.3 Malaria incidence per 1,000 population
	<ul style="list-style-type: none"> 3.3.4 Hepatitis B incidence per 100,000 population 		
	<ul style="list-style-type: none"> 3.3.5 Number of people requiring interventions against neglected tropical diseases 		

National Strategy	Sector Strategy	Contribution to Achieving SDG Targets	Contribution to Achieving SDG Indicators
		5.6 Ensure universal access to sexual and reproductive health and reproductive rights as agreed in accordance with the Programme of Action of the International Conference on Population, Development, and Beijing Platform for Action and the outcome documents of their review conferences.	<ul style="list-style-type: none"> 5.6.1 Proportion of women aged 15-49 years who make their own informed decisions regarding sexual relations, contraceptive use and reproductive health care
		<ul style="list-style-type: none"> 5.6.2 Number of countries with laws and regulations that guarantee women aged 15-49 years access to sexual and reproductive health care, information and education 	
	Position migration as a tool for national development and create an enabling environment for the empowerment and protection of migrants	8.8 Protect labour rights and promote safe and secure working environments for all workers, including migrant workers, in particular women migrants, and those in precarious employment	<ul style="list-style-type: none"> 8.8.1 Frequency rates of fatal and non-fatal occupational injuries, by sex and migrant status
	<ul style="list-style-type: none"> 8.8.2 Increase in national compliance of labour rights (freedom of association and collective bargaining) based on International Labour Organization (ILO) textual sources and national legislation, by sex and migrant status 		
	10.7 Facilitate orderly, safe, regular and responsible migration and mobility of people, including through the implementation of planned and well-managed migration policies	<ul style="list-style-type: none"> 10.7.1 Recruitment cost borne by employee as a proportion of yearly income earned in country of destination 	
	<ul style="list-style-type: none"> 10.7.2 Number of countries that have implemented well-managed migration policies 		
	10.c By 2030, reduce to less than 3 per cent the transaction costs of migrant remittances and eliminate remittance corridors with costs higher than 5 per cent	<ul style="list-style-type: none"> 10.c.1 Remittance costs as a proportion of the amount remitted 	
	Develop and strengthen policies, legislation, plans, systems and spaces for the holistic development, care and protection of children	16.2 End abuse, exploitation, trafficking and all forms of violence against and torture of children	<ul style="list-style-type: none"> 16.2.1 Proportion of children aged 1-17 years who experienced any physical punishment and/or psychological aggression by caregivers in the past month
	<ul style="list-style-type: none"> 16.2.2 Number of victims of human trafficking per 100,000 population, by sex, age and form of exploitation 		
	<ul style="list-style-type: none"> 16.2.3 Proportion of young women and men aged 18-29 years who experienced sexual violence by age 18 		
POPULATION STRUCTURE			
CHILDREN			

National Strategy	Sector Strategy	Contribution to Achieving SDG Targets	Contribution to Achieving SDG Indicators	
	Strengthen and enhance systems for the protection and development of children in conflict with the law	16.3 Promote the rule of law at the national and international levels and ensure equal access to justice for all	<ul style="list-style-type: none"> 16.3.1 Proportion of victims of violence in the previous 12 months who reported their victimization to competent authorities or other officially recognized conflict resolution mechanisms 16.3.2 Unsented detainees as a proportion of overall prison population 	
	Strengthen and improve health services and care provided to children and adolescents	4.2 By 2030, ensure that all girls and boys have access to quality early childhood development, care and pre-primary education so that they are ready for primary education	<ul style="list-style-type: none"> 4.2.1 Proportion of children under 5 years of age who are developmentally on track in health, learning and psychosocial well-being, by sex 4.2.2 Participation rate in organized learning (one year before the official primary entry age), by sex 	
	Develop and strengthen state systems and responses to vulnerable children, including children experiencing abuse and persons with disabilities (PWDs)	16.2 End abuse, exploitation, trafficking and all forms of violence against and torture of children	<ul style="list-style-type: none"> 16.2.1 Proportion of children aged 1-17 years who experienced any physical punishment and/or psychological aggression by caregivers in the past month 16.2.2 Number of victims of human trafficking per 100,000 population, by sex, age and form of exploitation 16.2.3 Proportion of young women and men aged 18-29 years who experienced sexual violence by age 18 	
	YOUTH			
	Strengthen the Policy and Strategic Framework for Coordinated Youth Development Action Across the Island	Youth is considered crosscutting across the SDGs. Targets to be emphasized are:		
		8.5 By 2030, achieve full and productive employment and decent work for all women and men, including for young people and persons with disabilities, and equal pay for work of equal value	<ul style="list-style-type: none"> 8.5.1 Average hourly earnings of female and male employees, by occupation, age and persons with disabilities 8.5.2 Unemployment rate, by sex, age and persons with disabilities 	
		8.6 By 2020, substantially reduce the proportion of youth not in employment, education or training	<ul style="list-style-type: none"> 8.6.1 Proportion of youth (aged 15-24 years) not in education, employment or training 	
		8.b By 2020, develop and operationalize a global strategy for youth employment and implement the Global Jobs Pact of the International Labour Organization	<ul style="list-style-type: none"> 8.b.1 Total government spending in social protection and employment programmes as a proportion of the national budgets and GDP 	

National Strategy	Sector Strategy	Contribution to Achieving SDG Targets	Contribution to Achieving SDG Indicators	
	Enhance the capacity of youth to contribute to youth and national development through self-directed leadership and good governance within youth led youth organizations	Youth is considered cross-cutting across the SDGs.		
	Create an enabling environment for community-based participation and youth-led development	Youth is considered cross-cutting across the SDGs.		
	Strengthen national capacity for the inclusion of marginalized and vulnerable youth to enhance life chances and reduce engagement in anti-social behaviours	8.6 By 2020, substantially reduce the proportion of youth not in employment, education or training	<ul style="list-style-type: none"> 8.6.1 Proportion of youth (aged 15-24 years) not in education, employment or training 	
	WORKING AGE			
	Create population policy framework for capitalizing on the demographic dividend	8.3 Promote development-oriented policies that support productive activities, decent job creation, entrepreneurship, creativity and innovation, and encourage the formalization and growth of micro-, small- and medium-sized enterprises, including through access to financial services	<ul style="list-style-type: none"> 8.3.1 Proportion of informal employment in non-agriculture employment, by sex 	
		8.5 By 2030, achieve full and productive employment and decent work for all women and men, including for young people and persons with disabilities, and equal pay for work of equal value	<ul style="list-style-type: none"> 8.5.1 Average hourly earnings of female and male employees, by occupation, age and persons with disabilities 8.5.2 Unemployment rate, by sex, age and persons with disabilities 	
	ELDERLY			
Develop policy framework and create an enabling environment for active and successful ageing	10.2 By 2030, empower and promote the social, economic, and political inclusion of all, irrespective of age, sex, disability, race, ethnicity, origin, religion or economic or other status	<ul style="list-style-type: none"> 10.2.1 Proportion of people living below 50 per cent of median income, by age, sex and persons with disabilities 		
HEALTH				
1-2: Strengthen Disease Surveillance, Mitigation, Risk Reduction and the	Develop and Implement the Governance, Policy and Strategic Framework, and Institutional Arrangements for National Health Research	3.8 Achieve universal health coverage, including financial risk protection, access to quality essential health-care services and access to safe, effective, quality and affordable essential medicines and vaccines for all	<ul style="list-style-type: none"> 3.8.1 Coverage of essential health services (defined as the average coverage of essential services based on tracer interventions that include reproductive, maternal, newborn and child health, infectious diseases, non-communicable diseases and service capacity and access, among the general and the most disadvantaged population) 	

National Strategy	Sector Strategy	Contribution to Achieving SDG Targets	Contribution to Achieving SDG Indicators
Responsiveness of the Health System	Strengthen national repositories, registries and other data and information systems for disease surveillance, monitoring and to inform evidence-based practice Improve risk/disaster mitigation through prevention, preparedness and response		<ul style="list-style-type: none"> 3.8.2 Number of people covered by health insurance or a public health system per 1,000 population
		3.d Strengthen the capacity of all countries, in particular developing countries, for early warning, risk reduction and management of national and global health risks	<ul style="list-style-type: none"> 3.d.1 International Health Regulations (IHR) capacity and health emergency preparedness
		3.4 By 2030, reduce by one third premature mortality from non-communicable diseases through prevention and treatment and promote mental health and well-being	<ul style="list-style-type: none"> 3.4.1 Mortality rate attributed to cardiovascular disease, cancer, diabetes or chronic respiratory disease 3.4.2 Suicide mortality rate
		3.d Strengthen the capacity of all countries, in particular developing countries, for early warning, risk reduction and management of national and global health risks	<ul style="list-style-type: none"> 3.d.1 International Health Regulations (IHR) capacity and health emergency preparedness
1-3: Strengthen the Health Promotion Approach	Strengthen the policy framework and reorient the health system to support the healthy lifestyle approach	2.1 By 2030, end hunger and ensure access by all people, in particular the poor and people in vulnerable situations, including infants, to safe, nutritious and sufficient food all year round	<ul style="list-style-type: none"> 2.1.1 Prevalence of undernourishment 2.1.2 Prevalence of moderate or severe food insecurity in the population, based on the Food Insecurity Experience Scale (FIES)
		3.4 By 2030, reduce by one third premature mortality from non-communicable diseases through prevention and treatment and promote mental health and well-being	<ul style="list-style-type: none"> 3.4.1 Mortality rate attributed to cardiovascular disease, cancer, diabetes or chronic respiratory disease 3.4.2 Suicide mortality rate
		3.6 By 2020, halve the number of global deaths and injuries from road traffic accidents	<ul style="list-style-type: none"> 3.6.1 Death rate due to road traffic injuries
		3.a Strengthen the implementation of the World Health Organization Framework Convention on Tobacco Control in all countries, as appropriate	<ul style="list-style-type: none"> 3.a.1 Age-standardized prevalence of current tobacco use among persons aged 15 years and older

National Strategy	Sector Strategy	Contribution to Achieving SDG Targets	Contribution to Achieving SDG Indicators
1-4: Strengthen and Emphasize the Primary Health Care Approach		3.d Strengthen the capacity of all countries, in particular developing countries, for early warning, risk reduction and management of national and global health risks	<ul style="list-style-type: none"> 3.d.1 International Health Regulations (IHR) capacity and health emergency preparedness
	Broaden primary health care services to improve access	3.8 Achieve universal health coverage, including financial risk protection, access to quality services and access to safe, effective, quality and affordable essential medicines and vaccines for all	<ul style="list-style-type: none"> 3.8.1 Coverage of essential health services (defined as the average coverage of essential services based on tracer interventions that include reproductive, maternal, newborn and child health, infectious diseases, non-communicable diseases and service capacity and access, among the general and the most disadvantaged population) 3.8.2 Number of people covered by health insurance or a public health system per 1,000 population
	Enhance the quality of emergency and specialist care services in public health facilities, including in secondary and tertiary health care facilities	3.1 By 2030, reduce the global maternal mortality ratio to less than 70 per 100,000 live births	<ul style="list-style-type: none"> 3.1.1 Maternal mortality ratio 3.1.2 Proportion of births attended by skilled health personnel
		3.2 By 2030, reduce by one third premature mortality from non-communicable diseases through prevention and promote mental health and well-being	<ul style="list-style-type: none"> 3.2.1 Under-five mortality rate 3.2.2 Neonatal mortality rate
		3.4 By 2030, end preventable deaths of newborns and children under 5 years of age, with all countries aiming to reduce neonatal mortality to at least as low as 12 per 1,000 live births and under-5 mortality to at least as low as 25 per 1,000 live births	<ul style="list-style-type: none"> 3.4.1 Mortality rate attributed to cardiovascular disease, cancer, diabetes or chronic respiratory disease 3.4.2 Suicide mortality rate
		Create resilient, environmentally-friendly and efficient physical infrastructure and facilities	3.2 By 2030, end preventable deaths of newborns and children under 5 years of age, with all countries aiming to reduce neonatal mortality to at least as low as 12 per 1,000 live births and under-5 mortality to at least as low as 25 per 1,000 live births
1-5: Provide and Maintain an Adequate Health Infrastructure to Ensure Efficient and Cost-Effective Service Delivery			
1-6: Establish and Implement a Sustainable	Establish mechanisms for adequate human resources including capacity building and staff retention	3.c Substantially increase health financing and the recruitment, development, training and retention of the health workforce in	<ul style="list-style-type: none"> 3.c.1 Health worker density and distribution

National Strategy	Sector Strategy	Contribution to Achieving SDG Targets	Contribution to Achieving SDG Indicators
Mechanism for Supporting Human Resources		developing countries, especially in least developed countries and small island developing states	
1-7: Establish Effective Governance Mechanisms for Health Services Delivery	Strengthen legislation, policy and plans for enhanced coordination and quality assurance in the health sector	<p>This National Strategy relates to all targets under Goal 3. Ensure healthy lives and promote well-being for all at all ages. Specific indicators to be highlighted are:</p> <p>3.8 Achieve universal health coverage, including financial risk protection, access to quality essential health-care services and access to safe, effective, quality and affordable essential medicines and vaccines for all</p> <p>3.d Strengthen the capacity of all countries, in particular developing countries, for early warning, risk reduction and management of national and global health risks</p>	<p>Specific indicators to be highlighted are:</p> <ul style="list-style-type: none"> 3.8.1 Coverage of essential health services (defined as the average coverage of essential services based on tracer interventions that include reproductive, maternal, newborn and child health, infectious diseases, non-communicable diseases and service capacity and access, among the general and the most disadvantaged population) 3.8.2 Number of people covered by health insurance or a public health system per 1,000 population 3.d.1 International Health Regulations (IHR) capacity and health emergency preparedness
1-10: Introduce a Programme for Sustainable Financing of Health Care	Develop and establish a programme for National Health Insurance	3.8 Achieve universal health coverage, including financial risk protection, access to quality essential health-care services and access to safe, effective, quality and affordable essential medicines and vaccines for all	<ul style="list-style-type: none"> 3.8.1 Coverage of essential health services (defined as the average coverage of essential services based on tracer interventions that include reproductive, maternal, newborn and child health, infectious diseases, non-communicable diseases and service capacity and access, among the general and the most disadvantaged population) 3.8.2 Number of people covered by health insurance or a public health system per 1,000 population

National Strategy	Sector Strategy	Contribution to Achieving SDG Targets	Contribution to Achieving SDG Indicators
1-12: Ensure access to essential medicines	Improve access to vital and essential medicines	3.b-Support the research and development of vaccines and medicines for the communicable and non-communicable diseases that primarily affect developing countries, provide access to affordable essential medicines and vaccines, in accordance with the Doha Declaration on the Trade-Related Aspects of Intellectual Property Rights (TRIPS) Agreement and Public Health, which affirms the right of developing countries to use to the full the provision in the Agreement on Trade-Related Aspects of Intellectual Property Rights regarding flexibilities to protect public health, and in particular, provide access to medicines for all	<ul style="list-style-type: none"> 3.b.1 Proportion of the population with access to affordable medicines and vaccines on a sustainable basis 3.b.2 Total net official development assistance to medical research and basic health sectors
National Outcome #2 – World Class Education and Training			
2-1: Ensure that Children 0-8 Years Old have Access to Adequate Early Childhood Education and Development Programmes	Strengthen the policy and regulatory framework for the early childhood sector	4.2-By 2030, ensure that all girls and boys have access to quality early childhood development, care and pre-primary education so that they are ready for primary education	<ul style="list-style-type: none"> 4.2.1 Proportion of children under 5 years of age who are developmentally on track in health, learning and psychosocial well-being, by sex 4.2.2 Participation rate in organized learning (one year before the official primary entry age), by sex
		4.5-By 2030, eliminate gender disparities in education and ensure equal access to all levels of education and vocational training for the vulnerable, including persons with disabilities, indigenous peoples and children in vulnerable situations	<ul style="list-style-type: none"> 4.5.1 Parity indices (female/male, rural/urban, bottom/top wealth quintile and others such as disability status, indigenous peoples and conflict-affected, as data become available) for all education indicators on this list that can be disaggregated
	Improve access to inclusive and developmentally appropriate early childhood education and development programmes	4.2-By 2030, ensure that all girls and boys have access to quality early childhood development, care and pre-primary education so that they are ready for primary education	<ul style="list-style-type: none"> 4.2.1 Proportion of children under 5 years of age who are developmentally on track in health, learning and psychosocial well-being, by sex 4.2.2 Participation rate in organized learning (one year before the official primary entry age), by sex
		4.5-By 2030, eliminate gender disparities in education and ensure equal access to all levels of education and vocational training for the	<ul style="list-style-type: none"> 4.5.1 Parity indices (female/male, rural/urban, bottom/top wealth quintile and others such as disability status, indigenous peoples and

National Strategy	Sector Strategy	Contribution to Achieving SDG Targets	Contribution to Achieving SDG Indicators
<p>2-2: Enable a Satisfactory Learning Environment at the Primary Level</p>	<p>Provide a teaching and learning environment that facilitates equitable access and caters to the psycho-social and intellectual development needs of all students</p>	<p>vulnerable, including persons with disabilities, indigenous peoples and children in vulnerable situations</p> <p>4. a-Build and upgrade education facilities that are child, disability and gender sensitive and provide safe, non-violent, inclusive and effective learning environments for all</p>	<p>conflict-affected, as data become available) for all education indicators on this list that can be disaggregated</p> <ul style="list-style-type: none"> 4.a.1 Proportion of schools with access to: (a) electricity; (b) the Internet for pedagogical purposes; (c) computers for pedagogical purposes; (d) adapted infrastructure and materials for students with disabilities; (e) basic drinking water; (f) single-sex basic sanitation facilities; and (g) basic handwashing facilities (as per the WASH indicator definitions)
<p>2-3: Ensure that the Secondary School System Equips School Leavers to Access Further Education, Training and/or Decent Work</p>	<p>Provide multiple pathways to equip each school leaver to transition into higher education and/or the world of work</p>	<p>4.1-By 2030, ensure that all girls and boys complete free, equitable and quality primary and secondary education leading to relevant and effective learning outcomes</p> <p>4.5-By 2030, eliminate gender disparities in education and ensure equal access to all levels of education and vocational training for the vulnerable, including persons with disabilities, indigenous peoples and children in vulnerable situations</p>	<ul style="list-style-type: none"> 4.1.1 Proportion of children and young people: (a) in grades 2/3; (b) at the end of primary; and (c) at the end of lower secondary achieving at least a minimum proficiency level in (i) reading and (ii) mathematics, by sex 4.5.1 Parity indices (female/male, rural/urban, bottom/top wealth quintile and others such as disability status, indigenous peoples and conflict-affected, as data become available) for all education indicators on this list that can be disaggregated
<p>2-4: Accelerate the process of creating and implementing a standards-driven and outcomes-based education system</p>	<p>Implement policies, curriculum, teaching and learning standards and services to meet targets set for primary and secondary education</p>	<p>4.1-By 2030, ensure that all girls and boys complete free, equitable and quality primary and secondary education leading to relevant and effective learning outcomes</p> <p>4.2- By 2030, ensure that all girls and boys have access to quality early childhood development, care and pre-primary education so that they are ready for primary education</p>	<ul style="list-style-type: none"> 4.1.1 Proportion of children and young people: (a) in grades 2/3; (b) at the end of primary; and (c) at the end of lower secondary achieving at least a minimum proficiency level in (i) reading and (ii) mathematics, by sex 4.2.1 Proportion of children under 5 years of age who are developmentally on track in health, learning and psychosocial well-being, by sex 4.2.2 Participation rate in organized learning (one year before the official primary entry age), by sex

National Strategy	Sector Strategy	Contribution to Achieving SDG Targets	Contribution to Achieving SDG Indicators
		4.5-By 2030, eliminate gender disparities in education and ensure equal access to all levels of education and vocational training for the vulnerable, including persons with disabilities, indigenous peoples and children in vulnerable situations	<ul style="list-style-type: none"> 4.5.1 Parity indices (female/male, rural/urban, bottom/top wealth quintile and others such as disability status, indigenous peoples and conflict-affected, as data become available) for all education indicators on this list that can be disaggregated
	Strengthen the capacity of teachers and other educators to deliver quality education and training	4.c -By 2030, substantially increase the supply of qualified teachers, including through international cooperation for teacher training in developing countries, especially least developed countries and small island developing states	<ul style="list-style-type: none"> 4.c.1 Proportion of teachers in: (a) pre-primary; (b) primary; (c) lower secondary; and (d) upper secondary education who have received at least the minimum organized teacher training (e.g. pedagogical training) pre-service or in-service required for teaching at the relevant level in a given country
2-5: Develop and Establish Financing and Management Mechanisms for Schools	Develop and implement strategies to support equitable financing of education	4.1-By 2030, ensure that all girls and boys complete free, equitable and quality primary and secondary education leading to relevant and effective learning outcomes	<ul style="list-style-type: none"> 4.1.1 Proportion of children and young people: (a) in grades 2/3; (b) at the end of primary; and (c) at the end of lower secondary achieving at least a minimum proficiency level in (i) reading and (ii) mathematics, by sex
		4.2-By 2030, ensure that all girls and boys have access to quality early childhood development, care and pre-primary education so that they are ready for primary education	<ul style="list-style-type: none"> 4.2.1 Proportion of children under 5 years of age who are developmentally on track in health, learning and psychosocial well-being, by sex 4.2.2 Participation rate in organized learning (one year before the official primary entry age), by sex
2-6: Ensure a Physical Environment in all Schools that is Safe and Conducive to Learning at all Levels of the School System	Create 21 st century teaching and learning physical environment for schools	4.a-Build and upgrade education facilities that are child, disability and gender sensitive and provide safe, non-violent, inclusive and effective learning environments for all	<ul style="list-style-type: none"> 4.a.1 Proportion of schools with access to: (a) electricity; (b) the Internet for pedagogical purposes; (c) computers for pedagogical purposes; (d) adapted infrastructure and materials for students with disabilities; (e) basic drinking water; (f) single-sex basic sanitation facilities; and (g) basic handwashing facilities (as per the WASH indicator definitions)
2-7: Ensure that Adequate and High Quality Tertiary	Develop a fit for purpose higher education sector	4.3-By 2030, ensure equal access for all women and men to affordable and quality technical, vocational and tertiary education, including university	<ul style="list-style-type: none"> 4.3.1 Participation rate of youth and adults in formal and non-formal education and training in the previous 12 months, by sex

National Strategy	Sector Strategy	Contribution to Achieving SDG Targets	Contribution to Achieving SDG Indicators
Education is provided with an Emphasis on the Interface with Work and School	Strengthen the systems, institutional arrangements and mechanisms for quality assurance, governance and regulation for Higher Education ²	4.4- By 2030, substantially increase the number of youths and adults who have relevant skills, including technical and vocational skills, for employment, decent jobs and entrepreneurship	<ul style="list-style-type: none"> 4.4.1 Proportion of youth and adults with information and communications technology (ICT) skills, by type of skill
		4.3-By 2030, ensure equal access for all women and men to affordable and quality technical, vocational and tertiary education, including university	<ul style="list-style-type: none"> 4.3.1 Participation rate of youth and adults in formal and non-formal education and training in the previous 12 months, by sex
		4.4- By 2030, substantially increase the number of youths and adults who have relevant skills, including technical and vocational skills, for employment, decent jobs and entrepreneurship	<ul style="list-style-type: none"> 4.4.1 Proportion of youth and adults with information and communications technology (ICT) skills, by type of skill
2-8: Expand Mechanisms to Provide Access to Education and Training for All, including Unattached Youth	Improve access to training and increase the range of training programmes for underserved youth and persons with disabilities (PWDs)	4.4-By 2030, substantially increase the number of youth and adults who have relevant skills, including technical and vocational skills, for employment, decent jobs and entrepreneurship	<ul style="list-style-type: none"> 4.4.1 Proportion of youth and adults with information and communications technology (ICT) skills, by type of skill
		4.5-By 2030, eliminate gender disparities in education and ensure equal access to all levels of education and vocational training for the vulnerable, including persons with disabilities, indigenous peoples and children in vulnerable situations	<ul style="list-style-type: none"> 4.5.1 Parity indices (female/male, rural/urban, bottom/top wealth quintile and others such as disability status, indigenous peoples and conflict-affected, as data become available) for all education indicators on this list that can be disaggregated
		8.6-By 2020, substantially reduce the proportion of youth not in employment, education or training	<ul style="list-style-type: none"> 8.6.1 Proportion of youth (aged 15-24 years) not in education, employment or training
2-10: Establish a National Qualification Framework	Create a system of recognized quality, articulated learning and career paths	4.4-By 2030, substantially increase the number of youth and adults who have relevant skills, including technical and vocational skills, for employment, decent jobs and entrepreneurship	<ul style="list-style-type: none"> 4.4.1 Proportion of youth and adults with information and communications technology (ICT) skills, by type of skill

² Higher Education is accepted as the chosen term to be used instead of Tertiary Education (Higher Education Summit Committee)

National Strategy	Sector Strategy	Contribution to Achieving SDG Targets	Contribution to Achieving SDG Indicators
National Outcome #3- Effective Social Protection			
3-1: Infuse Poverty and Vulnerability Considerations in All Public Policies	Ensure structured national policy and plan of action for poverty reduction	This strategy provides the framework for poverty reduction and is therefore aligned to all targets that directly and indirectly address poverty under Goal 1 End Poverty in all its forms everywhere.	
		1.1- By 2030, eradicate extreme poverty for all people everywhere, currently measured as people living on less than \$1.25 a day	<ul style="list-style-type: none"> 1.1.1 Proportion of population below the international poverty line, by sex, age, employment status and geographical location (urban/rural)
		1.2- By 2030, reduce at least by half the proportion of men , women and children of all ages living in poverty in all its dimensions according to national definitions	<ul style="list-style-type: none"> 1.2.1 Proportion of population living below the national poverty line, by sex and age 1.2.2 Proportion of men, women and children of all ages living in poverty in all its dimensions according to national definitions
		1.a- Ensure significant mobilization of resources from a variety of sources, including through enhanced development cooperation, in order to provide adequate and predictable means for developing countries, in particular least developed countries, to implement programmes and policies to end poverty in all its dimensions	<ul style="list-style-type: none"> 1.a.1 Proportion of resources allocated by the government directly to poverty reduction programmes 1.a.2 Proportion of total government spending on essential services (education, health and social protection)
		1.b-Create sound policy frameworks at the national, regional and international levels, based on pro-poor and gender-sensitive development strategies, to support accelerated investment in poverty eradication actions	<ul style="list-style-type: none"> 1.b.1 Proportion of government recurrent and capital spending to sectors that disproportionately benefit women, the poor and vulnerable groups
	Strengthen national capacity at all levels (including local and organizational) to monitor poverty trends	1.1- By 2030, eradicate extreme poverty for all people everywhere, currently measured as people living on less than \$1.25 a day	<ul style="list-style-type: none"> 1.1.1 Proportion of population below the international poverty line, by sex, age, employment status and geographical location (urban/rural)
		1.2-By 2030, reduce at least by half the proportion of men women and children of all ages living in poverty in all its dimensions according to national definitions	<ul style="list-style-type: none"> 1.2.1 Proportion of population living below the national poverty line, by sex and age 1.2.2 Proportion of men, women and children of all ages living in poverty in all its dimensions according to national definitions

National Strategy	Sector Strategy	Contribution to Achieving SDG Targets	Contribution to Achieving SDG Indicators	
	Foster multisectoral partnerships between state and non-state actors to address the needs of poor communities	1.1-By 2030, eradicate extreme poverty for all people everywhere, currently measured as people living on less than \$1.25 a day	<ul style="list-style-type: none"> 1.1.1 Proportion of population below the international poverty line, by sex, age, employment status and geographical location (urban/rural) 	
		1.2-By 2030, reduce at least by half the proportion of men women and children of all ages living in poverty in all its dimensions according to national definitions	<ul style="list-style-type: none"> 1.2.1 Proportion of population living below the national poverty line, by sex and age 1.2.2 Proportion of men, women and children of all ages living in poverty in all its dimensions according to national definitions 	
	Promote asset creation among the poor	1.4-By 2030, ensure that all men and women, in particular the poor and the vulnerable, have equal rights to economic resources, as well as access to basic services, ownership and control over land and other forms of property, inheritance, natural resources, appropriate new technology and financial services, including microfinance	<ul style="list-style-type: none"> 1.4.1 Proportion of population living in households with access to basic services 1.4.2 Proportion of total adult population with secure tenure rights to land, with legally recognized documentation and who perceive their rights to land as secure, by sex and by type of tenure 	
	3-2: Expand Opportunities for the Poor to Engage in Sustainable Livelihoods	Promote equity in rural and urban development to meet the basic needs of all	1.4-By 2030, ensure that all men and women, in particular the poor and the vulnerable, have equal rights to economic resources, as well as access to basic services, ownership and control over land and other forms of property, inheritance, natural resources, appropriate new technology and financial services, including microfinance	<ul style="list-style-type: none"> 1.4.1 Proportion of population living in households with access to basic services 1.4.2 Proportion of total adult population with secure tenure rights to land, with legally recognized documentation and who perceive their rights to land as secure, by sex and by type of tenure
		Promote and support human capital development and entrepreneurship	8.5- By 2030, achieve full and productive employment and decent work for all women and men, including for young people and persons with disabilities, and equal pay for work of equal value	<ul style="list-style-type: none"> 8.5.1 Average hourly earnings of female and male employees, by occupation, age and persons with disabilities 8.5.2 Unemployment rate, by sex, age and persons with disabilities
			10.1- By 2030, progressively achieve and sustain income growth of the bottom 40 per cent of the population at a rate higher than the national average	<ul style="list-style-type: none"> 10.1.1 Growth rates of household expenditure or income per capita among the bottom 40 per cent of the population and the total population
10.2-By 2030, empower and promote the social, economic and political inclusion of all, irrespective of age, sex, disability, race, ethnicity, origin, religion or economic or other status			<ul style="list-style-type: none"> 10.2.1 Proportion of people living below 50 per cent of median income, by age, sex and persons with disabilities 	

National Strategy	Sector Strategy	Contribution to Achieving SDG Targets	Contribution to Achieving SDG Indicators
	Continue to establish and enforce minimum wage and promote policies that support decent work	8.5-By 2030, achieve full and productive employment and decent work for all women and men, including for young people and persons with disabilities, and equal pay for work of equal value	<ul style="list-style-type: none"> • 8.5.1 Average hourly earnings of female and male employees, by occupation, age and persons with disabilities • 8.5.2 Unemployment rate, by sex, age and persons with disabilities
3-3: Create and sustain an effective, efficient, transparent and objective system for delivering social assistance services and programmes	Strengthen social assistance delivery to vulnerable population groups	1.3-Implement nationally appropriate social protection systems and measures for all, including floors, and by 2030 achieve substantial coverage of the poor and the vulnerable	<ul style="list-style-type: none"> • 1.3.1 Proportion of population covered by social protection floors/systems, by sex, distinguishing children, unemployed persons, older persons, persons with disabilities, pregnant women, newborns, work-injury victims and the poor and the vulnerable
		1.4-By 2030, ensure that all men and women, in particular the poor and the vulnerable, have equal rights to economic resources, as well as access to basic services, ownership and control over land and other forms of property, inheritance, natural resources, appropriate new technology and financial services, including microfinance	<ul style="list-style-type: none"> • 1.4.1 Proportion of population living in households with access to basic services • 1.4.2 Proportion of total adult population with secure tenure rights to land, with legally recognized documentation and who perceive their rights to land as secure, by sex and by type of tenure
		1.4-By 2030, ensure that all men and women, in particular the poor and the vulnerable, have equal rights to economic resources, as well as access to basic services, ownership and control over land and other forms of property, inheritance, natural resources, appropriate new technology and financial services, including microfinance	<ul style="list-style-type: none"> • 1.4.1 Proportion of population living in households with access to basic services • 1.4.2 Proportion of total adult population with secure tenure rights to land, with legally recognized documentation and who perceive their rights to land as secure, by sex and by type of tenure
3-4: Promote greater participation in, and viability of social insurance and pension schemes	Improve efficiency, sustainability and access in the delivery of state and private pension schemes and social insurance arrangements	1.3-Implement nationally appropriate social protection systems and measures for all, including floors, and by 2030 achieve substantial coverage of the poor and the vulnerable	<ul style="list-style-type: none"> • 1.3.1 Proportion of population covered by social protection floors/systems, by sex, distinguishing children, unemployed persons, older persons, persons with disabilities, pregnant women, newborns, work-injury victims and the poor and the vulnerable
3-6: Create an Enabling	Advance the policy, regulatory, institutional and legislative framework for PWDs	1.5-By 2030, build the resilience of the poor and those in vulnerable situations and reduce their exposure and vulnerability to climate-	<ul style="list-style-type: none"> • 1.5.1 Number of deaths, missing persons and persons affected by disaster per 100,000 people

National Strategy	Sector Strategy	Contribution to Achieving SDG Targets	Contribution to Achieving SDG Indicators
Environment for Persons with Disabilities		related extreme events and other economic, social environmental shocks and disasters	<ul style="list-style-type: none"> 1.5.2 Direct disaster economic loss in relation to global gross domestic product (GDP)^a
		<ul style="list-style-type: none"> 1.5.3 Number of countries with national and local disaster risk reduction strategies^a 	
		8.5-By 2030, achieve full and productive employment and decent work for all women and men, including for young people and persons with disabilities, and equal pay for work of equal value	<ul style="list-style-type: none"> 8.5.1 Average hourly earnings of female and male employees, by occupation, age and persons with disabilities
		<ul style="list-style-type: none"> 8.5.2 Unemployment rate, by sex, age and persons with disabilities 	
3-7: Create and Sustain an Effective Social Protection System	Create an enabling environment for the establishment of an effective social protection system	1.3-Implement nationally appropriate social protection systems and measures for all, including floors, and by 2030 achieve substantial coverage of the poor and the vulnerable	<ul style="list-style-type: none"> 1.3.1 Proportion of population covered by social protection floors/systems, by sex, distinguishing children, unemployed persons, older persons, persons with disabilities, pregnant women, newborns, work-injury victims and the poor and the vulnerable
	Strengthen policies, legislation, institutional arrangements and national and local level development planning processes to support inclusive and life course social protection for the citizenry	1.3-Implement nationally appropriate social protection systems and measures for all, including floors, and by 2030 achieve substantial coverage of the poor and the vulnerable	<ul style="list-style-type: none"> 1.3.1 Proportion of population covered by social protection floors/systems, by sex, distinguishing children, unemployed persons, older persons, persons with disabilities, pregnant women, newborns, work-injury victims and the poor and the vulnerable
		2.1- By 2030, end hunger and ensure access by all people, in particular the poor and people in vulnerable situations, including infants, to safe, nutritious and sufficient food all year round	<ul style="list-style-type: none"> 2.1.1 Prevalence of undernourishment
	<ul style="list-style-type: none"> 2.1.2 Prevalence of moderate or severe food insecurity in the population, based on the Food Insecurity Experience Scale (FIES) 		
National Outcome #4 – Authentic and Transformational Culture			
4-1: Promote Core/Transformational Values	Establish a sustainable programme to institutionalize national core values and attitudes	<i>Cultural values are the underpinning and defining component of the goals a country aspires and will work towards. Hence, values permeate each SDG though not explicitly addressed.</i>	





National Strategy	Sector Strategy	Contribution to Achieving SDG Targets	Contribution to Achieving SDG Indicators
4-2: Promote the family as the central unit of human development	Build parenting capacity	<i>The family is the primary agent of socialization and parenting is considered the key function of the family. Through the process of socialization, families share and transmit culture among and to its members, particularly young members, and this impacts all spheres of development and therefore cross-cuts the SDGs.</i>	
4-3: Preserve, Develop and Promote Jamaica's Cultural Heritage	Implement appropriate measures to protect and preserve cultural expression	11.4-Strengthen efforts to protect and safeguard the world's cultural and natural heritage	<ul style="list-style-type: none"> 11.4.1 Total expenditure (public and private) per capita spent on the preservation, protection and conservation of all cultural and natural heritage, by type of heritage (cultural, natural, mixed and World Heritage Centre designation), level of government (national, regional and local/municipal), type of expenditure (operating expenditure/investment) and type of private funding (donations in kind, private non-profit sector and sponsorship)
4-4: Integrate Jamaica's Nation Brand into Developmental Processes	Strengthen the legislative and policy framework for the development of brand Jamaica		
4-5: Strengthen the Role of Sport in all Aspects of National Development	Provide an enabling environment for advancing the social development, health and welfare of the citizenry through sport	11.7-By 2030, provide universal access to safe, inclusive and accessible, green and public spaces, in particular for women and children, older persons and persons with disabilities (not found on STATINs List)	

****National Strategies under respective National Outcomes not included in Medium Term Socio-Economic Policy Framework (MTF) 2018-2021**

National Outcomes	National Strategies
National Outcome 1-A Healthy and Stable Population	Ensure access to essential medicine
National Outcome 2-World-Class Education and Training	Promote a culture of lifelong learning among the general populace
National Outcome 3-Effective Social Protection	Expand opportunities for the poor to engage in sustainable livelihoods


Goal 2, The Jamaican society is secure, cohesive and just broadly expresses the importance of a society that is safe, respects the rights of all, operates with a sense of shared values and offers justice and fair play in the eyes of its members. Security and justice may only be attained and sustained in an environment in which human rights are respected and where there is consensus around a set of common values. With respect to governance, many initiatives are being implemented by the government, private sector and civil society - individually and collectively, all seeking to meet the benchmarks of good governance. Vision 2030 Jamaica will achieve the goal for the Jamaican society to be secure, cohesive and just through two National Outcomes:

- Security and Safety
- Effective Governance

Goal 2 – The Jamaican society is secure, cohesive and just		
National Goal 2 – The Jamaican society is secure, cohesive and just	National Outcome	Aligned Sustainable Development Goals (SDGs)
	<p>VISION 2030 JAMAICA GOAL 2 The Jamaican society is secure, cohesive and just</p>  <p>National Outcome #5 Security & Safety</p>	  

Goal 2 – The Jamaican society is secure, cohesive and just

VISION
2030 GOAL 2
JAMAICA
The Jamaican society is secure,
cohesive and just



National Outcome #6
Effective Governance



Key	Data Produced	Data not produced but available	Data not produced and unavailable
National Strategy	Sector Strategy	Contribution to Achieving SDG Targets	Contribution to Achieving SDG Indicators
National Goal 2 - The Jamaican Society is secure, cohesive and just			
National Outcome #5- Security and Safety			
5-1: Strengthen the Capacity of Communities to Participate in Creating a Safe and Secure Society	Create an enabling environment for communities to adhere to the rule of law towards creating a safe and secure society	16.1-Significantly reduce all forms of violence and related death rates everywhere	<ul style="list-style-type: none"> • 16.1.1 Number of victims of intentional homicide per 100,000 population, by sex and age • 16.1.2 Conflict-related deaths per 100,000 population, by sex, age and cause • 16.1.3 Proportion of population subjected to physical, psychological or sexual violence in the previous 12 months • 16.1.4 Proportion of population that feel safe walking alone around the area they live
5-2: Reform and modernize the law enforcement system	Strengthen governance and institutional capacity of the law enforcement system	16.6-Develop effective, accountable and transparent institutions at all levels	<ul style="list-style-type: none"> • 16.6.1 Primary government expenditures as a proportion of original approved budget, by sector (or by budget codes or similar)
5-3: Improve the Security of the Border and Territorial Waters	Strengthen border management through legislative and regulatory review, and modernization & the use of technology, institutional strengthening, and strategic partnerships	10.7-Facilitate orderly, safe, regular and responsible migration and mobility of people, including through the implementation of planned and well-managed migration policies	<ul style="list-style-type: none"> • 10.7.1 Recruitment cost borne by employee as a proportion of yearly income earned in country of destination • 10.7.2 Number of countries that have implemented well-managed migration policies
		16.2-End abuse, exploitation, trafficking and all forms of violence against and torture of children	<ul style="list-style-type: none"> • 16.2.1 Proportion of children aged 1-17 years who experienced any physical punishment and/or psychological aggression by caregivers in the past month • 16.2.2 Number of victims of human trafficking per 100,000 population, by sex, age and form of exploitation

National Strategy	Sector Strategy	Contribution to Achieving SDG Targets	Contribution to Achieving SDG Indicators
			<ul style="list-style-type: none"> 16.2.3 Proportion of young women and men aged 18-29 years who experienced sexual violence by age 18
		16.6-Develop effective, accountable and transparent institutions at all levels	<ul style="list-style-type: none"> 16.6.1 Primary government expenditures as a proportion of original approved budget, by sector (or by budget codes or similar) 16.6.2 Proportion of the population satisfied with their last experience of public services
	Develop national capacity to respond to and counter terrorism	16.a-Strengthen relevant national institutions, including through international cooperation, for building capacity at all levels, in particular in developing countries, to prevent violence and combat terrorism and crime	<ul style="list-style-type: none"> 16.a.1 Existence of independent national human rights institutions in compliance with the Paris Principles
5-4: Strengthen the anti-crime capability of law enforcement agencies	Develop and modernize the legislative, strategic and institutional frameworks for enforcing the rule of law	16.1-Significantly reduce all forms of violence and related death rates everywhere	<ul style="list-style-type: none"> 16.1.1 Number of victims of intentional homicide per 100,000 population, by sex and age 16.1.2 Conflict-related deaths per 100,000 population, by sex, age and cause 16.1.3 Proportion of population subjected to physical, psychological or sexual violence in the previous 12 months 16.1.4 Proportion of population that feel safe walking alone around the area they live
		16.3-Promote the rule of law at the national and international levels and ensure equal access to justice for all	<ul style="list-style-type: none"> 16.3.1 Proportion of victims of violence in the previous 12 months who reported their victimization to competent authorities or other officially recognized conflict resolution mechanisms 16.3.2 Unsentenced detainees as a proportion of overall prison population
		16.5-Substantially reduce corruption and bribery in all their forms	<ul style="list-style-type: none"> 16.5.1 Proportion of persons who had at least one contact with a public official and who paid a bribe to a public official, or were asked for a bribe by those public officials, during the previous 12 months

National Strategy	Sector Strategy	Contribution to Achieving SDG Targets	Contribution to Achieving SDG Indicators
			<ul style="list-style-type: none"> 16.5.2 Proportion of businesses that had at least one contact with a public official and that paid a bribe to a public official, or were asked for a bribe by those public officials during the previous 12 months
	Strengthen intelligence gathering and the forensic capabilities of the national security apparatus	16.1-Significantly reduce all forms of violence and related death rates everywhere	<ul style="list-style-type: none"> 16.1.1 Number of victims of intentional homicide per 100,000 population, by sex and age
<ul style="list-style-type: none"> 16.1.2 Conflict-related deaths per 100,000 population, by sex, age and cause 			
<ul style="list-style-type: none"> 16.1.3 Proportion of population subjected to physical, psychological or sexual violence in the previous 12 months 			
<ul style="list-style-type: none"> 16.1.4 Proportion of population that feel safe walking alone around the area they live 			
		16.3-Promote the rule of law at the national and international levels and ensure equal access to justice for all	<ul style="list-style-type: none"> 16.3.1 Proportion of victims of violence in the previous 12 months who reported their victimization to competent authorities or other officially recognized conflict resolution mechanisms 16.3.2 Unsensitized detainees as a proportion of overall prison population
	Modernize the law enforcement system for the management and control of weapons, and reduce access to and use of small arms in criminal activities and institutionalize a programme of cultural change	16.4-By 2030, significantly reduce illicit financial and arms flows, strengthen the recovery and return of stolen assets and combat all forms of organized crime	<ul style="list-style-type: none"> 16.4.1 Total value of inward and outward illicit financial flows (in current United States dollars)
			<ul style="list-style-type: none"> 16.4.2 Proportion of seized small arms and light weapons that are recorded and traced, in accordance with international standards and legal instruments
	Strengthen the legislative framework and build institutional and other capacities to prevent and	3.5-Strengthen the prevention and treatment of substance abuse, including narcotic drug abuse and harmful use of alcohol	<ul style="list-style-type: none"> 3.5.1 Coverage of treatment interventions (pharmacological, psychosocial and rehabilitation and aftercare services) for substance use disorders

National Strategy	Sector Strategy	Contribution to Achieving SDG Targets	Contribution to Achieving SDG Indicators
	reduce trade and trafficking in persons and illicit goods	<p>16.2- End abuse, exploitation, trafficking and all forms of violence against and torture of children</p> <p>16.3- Promote the rule of law at the national and international levels and ensure equal access to justice for all</p>	<ul style="list-style-type: none"> • 3.5.2 Harmful use of alcohol, defined according to the national context as alcohol per capita consumption (aged 15 years and older) within a calendar year in litres of pure alcohol • 16.2.1 Proportion of children aged 1-17 years who experienced any physical punishment and/or psychological aggression by caregivers in the past month • 16.2.2 Number of victims of human trafficking per 100,000 population, by sex, age and form of exploitation • 16.2.3 Proportion of young women and men aged 18-29 years who experienced sexual violence by age 18 • 16.3.1 Proportion of victims of violence in the previous 12 months who reported their victimization to competent authorities or other officially recognized conflict resolution mechanisms • 16.3.2 Unsentenced detainees as a proportion of overall prison population
	Strengthen data, statistics and monitoring and evaluation systems for improved evidence-based practice in law enforcement		
	Strengthen governance and regulation of the private security sector for a coherent public-private approach to promoting increased security and safety	16.1-Significantly reduce all forms of violence and related death rates everywhere	<ul style="list-style-type: none"> • 16.1.1 Number of victims of intentional homicide per 100,000 population, by sex and age • 16.1.2 Conflict-related deaths per 100,000 population, by sex, age and cause • 16.1.3 Proportion of population subjected to physical, psychological or sexual violence in the previous 12 months • 16.1.4 Proportion of population that feel safe walking alone around the area they live

National Strategy	Sector Strategy	Contribution to Achieving SDG Targets	Contribution to Achieving SDG Indicators
		16.3- Promote the rule of law at the national and international levels and ensure equal access to justice for all	<ul style="list-style-type: none"> • 16.3.1 Proportion of victims of violence in the previous 12 months who reported their victimization to competent authorities or other officially recognized conflict resolution mechanisms • 16.3.2 Unsentenced detainees as a proportion of overall prison population
5-5: Strengthen the Management, Rehabilitation and Reintegration of Clients of Correctional Services	Strengthen the legislative, governance and monitoring and evaluation frameworks for the administrative management, rehabilitation and reintegration of criminal offenders	16.1-Significantly reduce all forms of violence and related death rates everywhere	<ul style="list-style-type: none"> • 16.1.1 Number of victims of intentional homicide per 100,000 population, by sex and age • • 16.1.2 Conflict-related deaths per 100,000 population, by sex, age and cause • 16.1.3 Proportion of population subjected to physical, psychological or sexual violence in the previous 12 months • 6.1.4 Proportion of population that feel safe walking alone around the area they live
		16.3- Promote the rule of law at the national and international levels and ensure equal access to justice for all	<ul style="list-style-type: none"> • 16.3.1 Proportion of victims of violence in the previous 12 months who reported their victimization to competent authorities or other officially recognized conflict resolution mechanisms • 16.3.2 Unsentenced detainees as a proportion of overall prison population
		10.7-Facilitate orderly, safe, regular and responsible migration and mobility of people, including through the implementation of planned and well-managed migration policies	<ul style="list-style-type: none"> • 10.7.1 Recruitment cost borne by employee as a proportion of yearly income earned in country of destination • 3.7.2 Number of countries that have implemented well-managed migration policies
		16.1- Significantly reduce all forms of violence and related death rates everywhere	<ul style="list-style-type: none"> • 16.1.1 Number of victims of intentional homicide per 100,000 population, by sex and age
	Develop the policy, strategic and operational framework for the management of the rehabilitation and reintegration of Involuntary Returned Migrants (IRMs)	10.7-Facilitate orderly, safe, regular and responsible migration and mobility of people, including through the implementation of planned and well-managed migration policies	<ul style="list-style-type: none"> • 10.7.1 Recruitment cost borne by employee as a proportion of yearly income earned in country of destination • 3.7.2 Number of countries that have implemented well-managed migration policies
		16.1- Significantly reduce all forms of violence and related death rates everywhere	<ul style="list-style-type: none"> • 16.1.1 Number of victims of intentional homicide per 100,000 population, by sex and age

National Strategy	Sector Strategy	Contribution to Achieving SDG Targets	Contribution to Achieving SDG Indicators
			<ul style="list-style-type: none"> 16.1.2 Conflict-related deaths per 100,000 population, by sex, age and cause 16.1.3 Proportion of population subjected to physical, psychological or sexual violence in the previous 12 months 16.1.4 Proportion of population that feel safe walking alone around the area they live
National Outcome #6 – Effective Governance			
6-1: Strengthen the Process of Citizen Participation in Governance	Strengthen the capacity of local organizations/bodies (PDCs, DACs, CDC,) to facilitate citizen participation in decision-making process	16.7-Ensure responsive, inclusive, participatory and representative decision-making at all levels	<ul style="list-style-type: none"> 16.7.1 Proportions of positions (by sex, age, persons with disabilities and population groups) in public institutions (national and local legislatures, public service, and judiciary) compared to national distributions 16.7.2 Proportion of population who believe decision-making is inclusive and responsive, by sex, age, disability and population group
		17.17- Encourage and promote effective public, public-private, civil society partnerships, building on the experience and resourcing strategies of partnerships	<ul style="list-style-type: none"> 17.7.1 Total amount of approved funding for developing countries to promote the development, transfer, dissemination and diffusion of environmentally sound technologies
	Fully implement Local Government Reform	16.7-Ensure responsive, inclusive, participatory and representative decision-making at all levels	<ul style="list-style-type: none"> 16.7.1 Proportions of positions (by sex, age, persons with disabilities and population groups) in public institutions (national and local legislatures, public service, and judiciary) compared to national distributions 16.7.2 Proportion of population who believe decision-making is inclusive and responsive, by sex, age, disability and population group
	Institutionalize a culture of openness and accountability		
6-2: Reform the Justice System	Enhance access to justice services, including the administrative system in the courts	16.3-Promote the rule of law at the national and international levels and ensure equal access to justice for all	<ul style="list-style-type: none"> 16.3.1 Proportion of victims of violence in the previous 12 months who reported their victimization to competent authorities or other officially recognized conflict resolution mechanisms 16.3.2 Unsensented detainees as a proportion of overall prison population

National Strategy	Sector Strategy	Contribution to Achieving SDG Targets	Contribution to Achieving SDG Indicators
		16.6- Develop effective, accountable and transparent institutions at all levels	<ul style="list-style-type: none"> • 16.6.1 Primary government expenditures as a proportion of original approved budget, by sector (or by budget codes or similar) • 16.6.2 Proportion of the population satisfied with their last experience of public services
	Institute modern approaches to justice and dispute resolution through strengthening legislative and institutional frameworks	16.3-Promote the rule of law at the national and international levels and ensure equal access to justice for all	<ul style="list-style-type: none"> • 16.3.1 Proportion of victims of violence in the previous 12 months who reported their victimization to competent authorities or other officially recognized conflict resolution mechanisms • 16.3.2 Unsented detainees as a proportion of overall prison population
6-3: Ensure Tolerance and Respect for Human Rights and Freedoms	Ensure proper treatment of children and vulnerable persons who come in contact with the justice system	10.3-Ensure equal opportunity and reduce inequalities of outcome, including by eliminating discriminatory laws, policies and practices and promoting appropriate legislation, policies and actions in this regard	<ul style="list-style-type: none"> • 10.3.1 Proportion of the population reporting having personally felt discriminated against or harassed within the previous 12 months on the basis of a ground of discrimination prohibited under international human rights law
		16.2- End abuse, exploitation, trafficking and all forms of violence against and torture of children	<ul style="list-style-type: none"> • 16.2.1 Proportion of children aged 1-17 years who experienced any physical punishment and/or psychological aggression by caregivers in the past month • 16.2.2 Number of victims of human trafficking per 100,000 population, by sex, age and form of exploitation • 16.2.3 Proportion of young women and men aged 18-29 years who experienced sexual violence by age 18
		16.3- Promote the rule of law at the national and international levels and ensure equal access to justice for all	<ul style="list-style-type: none"> • 16.3.1 Proportion of victims of violence in the previous 12 months who reported their victimization to competent authorities or other officially recognized conflict resolution mechanisms • 16.3.2 Unsented detainees as a proportion of overall prison population

National Strategy	Sector Strategy	Contribution to Achieving SDG Targets	Contribution to Achieving SDG Indicators
		16.6- Develop effective, accountable and transparent institutions at all levels	<ul style="list-style-type: none"> 16.6.1 Primary government expenditures as a proportion of original approved budget, by sector (or by budget codes or similar) 16.6.2 Proportion of the population satisfied with their last experience of public services
	Incorporate human rights in all relevant national policies, programmes and institutional arrangements	10.3-Ensure equal opportunity and reduce inequalities of outcome, including by eliminating discriminatory laws, policies and practices and promoting appropriate legislation, policies and actions in this regard	<ul style="list-style-type: none"> 10.3.1 Proportion of the population reporting having personally felt discriminated against or harassed within the previous 12 months on the basis of a ground of discrimination prohibited under international human rights law
		16.10- Ensure public access to information and protect fundamental freedoms, in accordance with national legislation and international agreements	<ul style="list-style-type: none"> 16.10.1 Number of verified cases of killing, kidnapping, enforced disappearance, arbitrary detention and torture of journalists, associated media personnel, trade unionists and human rights advocates in the previous 12 months 16.10.2 Number of countries that adopt and implement constitutional, statutory and/or policy guarantees for public access to information
6-4: Engage in Constitutional Reform	Amend the constitution and relevant legislation to strengthen the justice system and judiciary and protect the rights of all, including children	16.3-Promote the rule of law at the national and international levels and ensure equal access to justice for all	<ul style="list-style-type: none"> 16.3.1 Proportion of victims of violence in the previous 12 months who reported their victimization to competent authorities or other officially recognized conflict resolution mechanisms
			<ul style="list-style-type: none"> 16.3.2 Unsentenced detainees as a proportion of overall prison population
		16.6- Develop effective, accountable and transparent institutions at all levels	<ul style="list-style-type: none"> 16.6.1 Primary government expenditures as a proportion of original approved budget, by sector (or by budget codes or similar)
			<ul style="list-style-type: none"> 16.6.2 Proportion of the population satisfied with their last experience of public services

National Strategy	Sector Strategy	Contribution to Achieving SDG Targets	Contribution to Achieving SDG Indicators
		16.10-Ensure public access to information and protect fundamental freedoms, in accordance with national legislation and international agreements	<ul style="list-style-type: none"> • 16.10.1 Number of verified cases of killing, kidnapping, enforced disappearance, arbitrary detention and torture of journalists, associated media personnel, trade unionists and human rights advocates in the previous 12 months • 16.10.2 Number of countries that adopt and implement constitutional, statutory and/or policy guarantees for public access to information
6-5: Strengthen Public Institutions to Deliver Efficient and Effective Public Goods and Services	Foster world-class customer service and professionalism in all public institutions/Create mechanisms for efficient and effective delivery of services	16.6-Develop effective, accountable and transparent institutions at all levels	<ul style="list-style-type: none"> • 16.6.1 Primary government expenditures as a proportion of original approved budget, by sector (or by budget codes or similar) • 16.6.2 Proportion of the population satisfied with their last experience of public services
	Proliferate and promote the delivery of first-class, easily accessible and secure e-government services	16.6-Develop effective, accountable and transparent institutions at all levels	<ul style="list-style-type: none"> • 16.6.1 Primary government expenditures as a proportion of original approved budget, by sector (or by budget codes or similar) • 16.6.2 Proportion of the population satisfied with their last experience of public services
		16.10- Ensure public access to information and protect fundamental freedoms in accordance with national legislation and international agreements	<ul style="list-style-type: none"> • 16.10.1 Number of verified cases of killing, kidnapping, enforced disappearance, arbitrary detention and torture of journalists, associated media personnel, trade unionists and human rights advocates in the previous 12 months • 16.10.2 Number of countries that adopt and implement constitutional, statutory and/or policy guarantees for public access to information
	Build openness and accountability into practices and organizational principles		
	Strengthen the capacity for the drafting and promulgation of legislation, and policy development	16.3-Promote the rule of law at the national and international levels and ensure equal access to justice for all	<ul style="list-style-type: none"> • 16.3.1 Proportion of victims of violence in the previous 12 months who reported their victimization to competent authorities or other officially recognized conflict resolution mechanisms • 16.3.2 Unsentenced detainees as a proportion of overall prison population

National Strategy	Sector Strategy	Contribution to Achieving SDG Targets	Contribution to Achieving SDG Indicators
	Establish a National Identification System (NIDS)	16.9-By 2030, provide legal identify for all, including birth registration	<ul style="list-style-type: none"> 16.9.1 Proportion of children under 5 years of age whose births have been registered with a civil authority, by age
	Strengthen the coordination and capacity of national statistics, data and information systems to support sustainable and inclusive national development	17.18-By 2020, enhance capacity-building support to developing countries, including for least developed countries and small island developing states to increase significantly the availability of high-quality, timely and reliable data disaggregated by income, gender, age, race, ethnicity, migratory status, disability, geographic location and other characteristics relevant in national contexts	<ul style="list-style-type: none"> 17.8.1 Proportion of individuals using the Internet
		17.19-By 2030, build on existing initiatives to develop measurements of progress on sustainable development that complement gross domestic product, and support statistical capacity-building in developing countries	<ul style="list-style-type: none"> 17.9.1 Dollar value of financial and technical assistance (including through North-South, South-South and triangular cooperation) committed to developing countries
6-6: Foster Equity in all Spheres of Society	Transform the prevailing gender ideologies	5.2-Eliminate all forms of violence against all women and girls in the public and private spheres, including trafficking and sexual and other types of exploitation	<ul style="list-style-type: none"> 5.2.1 Proportion of ever-partnered women and girls aged 15 years and older subjected to physical, sexual or psychological violence by a current or former intimate partner in the previous 12 months, by form of violence and by age 5.2.2 Proportion of women and girls aged 15 years and older subjected to sexual violence by persons other than an intimate partner in the previous 12 months, by age and place of occurrence
		5.b- Enhance the use of enabling technology, in particularly information and communications technology, to promote the empowerment of women	<ul style="list-style-type: none"> 5.b.1 Proportion of individuals who own a mobile telephone, by sex
		5.c- Adopt and strengthen sound policies and enforceable legislation for the promotion of gender equality and the empowerment of all women and girls of all levels	<ul style="list-style-type: none"> 5.c.1 Proportion of countries with systems to track and make public allocations for gender equality and women’s empowerment
	Support and monitor a cohesive multi-sectoral policy, institutional and monitoring and evaluation framework on gender and gender mainstreaming	5.1-End all forms of discrimination against all women and girls everywhere	<ul style="list-style-type: none"> 5.1.1 Whether or not legal frameworks are in place to promote, enforce and monitor equality and non-discrimination on the basis of sex
		5.c- Adopt and strengthen sound policies and enforceable legislation for the promotion of gender equality and the empowerment of all women and girls of all levels	<ul style="list-style-type: none"> 5.c.1 Proportion of countries with systems to track and make public allocations for gender equality and women’s empowerment






National Strategy	Sector Strategy	Contribution to Achieving SDG Targets	Contribution to Achieving SDG Indicators
6-7: Strengthen Accountability and Transparency Mechanisms	Build into practices and organizational principles openness and accountability/Build an ethical framework to diminish both the practice and perception of corruption	16.5-Substantially reduce corruption and bribery in all their forms	<ul style="list-style-type: none"> 16.5.1 Proportion of persons who had at least one contact with a public official and who paid a bribe to a public official, or were asked for a bribe by those public officials, during the previous 12 months 16.5.2 Proportion of businesses that had at least one contact with a public official and that paid a bribe to a public official, or were asked for a bribe by those public officials during the previous 12 months

****National Strategies under respective National Outcomes not included in Medium Term Socio-Economic Policy Framework (MTF) 2018-2021**

National Outcomes	National Strategies
National Outcome 5-Security and Safety	Strengthen the anti- crime capability of law enforcement officers
	Develop the capacity of law enforcement and other national security institutions and arrangements to facilitate reduction of crime, violence and corruption, and promote acceleration of the justice process
	Strengthen the management and reintegration of deported persons
	Reduce threats of terrorist activity within Jamaican territorial jurisdiction


Goal 3, Jamaica’s economy is prosperous calls for the creation of a new paradigm for economic prosperity. It calls for a transformation of our economic development model from reliance on natural, financial and man-made capital forms to the higher forms of capital – institutional, knowledge, human and cultural. This goal envisions improvements in our productive capacity, market efficiency, business environment, and the international competitiveness of our sectors towards the achievement of meaningful job creation and inclusive and sustainable economic growth. The plan for the achievement of Goal 3 includes tangible strategies and actions to create the conditions and means by which firms and individuals in the country will create wealth with ever-increasing levels of productivity that eventually compare favourably with the most productive nations in the world. Vision 2030 Jamaica will achieve the goal of a prosperous economy when we realize the following national outcomes:

- A Stable Macroeconomy
- An Enabling Business Environment
- Strong Economic Infrastructure
- Energy Security and Efficiency
- A Technology-Enabled Society
- Internationally Competitive Industry Structures


Goal 3- Jamaica’s economy is prosperous		
Goal 3- Jamaica’s economy is prosperous	National Outcome	Aligned Sustainable Development Goals (SDGs)
	<p>VISION 2030 JAMAICA GOAL 3 Jamaica’s economy is prosperous</p>  <p>National Outcome #7 A Stable Macroeconomy</p>	   

Goal 3- Jamaica's economy is prosperous

VISION
2030 GOAL 3
JAMAICA
Jamaica's economy is prosperous





VISION
2030 GOAL 3
JAMAICA
Jamaica's economy is prosperous



Goal 3- Jamaica's economy is prosperous


VISION
2030 JAMAICA GOAL 3

Jamaica's economy is prosperous




VISION
2030 JAMAICA GOAL 3

Jamaica's economy is prosperous



Goal 3- Jamaica's economy is prosperous

VISION
2030 JAMAICA
GOAL 3
Jamaica's economy is prosperous



National Outcome #12
Internationally
Competitive Industry
Structures



Key	Data Produced	Data not produced but available	Data not produced and unavailable
National Strategy	Sector Strategy	Contribution to Achieving SDG Targets	Contribution to Achieving SDG Indicators
National Goal 3- Jamaica's economy is prosperous			
National Outcome #7 - A Stable Macroeconomy			
7-1: Ensure fiscal and debt sustainability	Reduce the fiscal deficit towards a balanced budget	17.13-Enhance global macroeconomic stability, including through policy coordination and policy coherence	<ul style="list-style-type: none"> 17.3.1 Foreign direct investments (FDI), official development assistance and South-South Cooperation as a proportion of total domestic budget 17.3.2 Volume of remittances (in United States dollars) as a proportion of total GDP
	Reduce public debt stock in the medium term	17.13-Enhance global macroeconomic stability, including through policy coordination and policy coherence	<ul style="list-style-type: none"> 17.3.1 Foreign direct investments (FDI), official development assistance and South-South Cooperation as a proportion of total domestic budget 17.3.2 Volume of remittances (in United States dollars) as a proportion of total GDP
	Manage the composition of the public debt to minimize servicing costs, taking account of risk	17.13-Enhance global macroeconomic stability, including through policy coordination and policy coherence	<ul style="list-style-type: none"> 17.3.1 Foreign direct investments (FDI), official development assistance and South-South Cooperation as a proportion of total domestic budget 17.3.2 Volume of remittances (in United States dollars) as a proportion of total GDP
	Reduce the budgetary cost of public bodies (PBs) and public sector entities	17.17-Encourage and promote effective public, public-private and civil society partnerships, building on the experience and resourcing strategies of partnerships	<ul style="list-style-type: none"> 17.17.1 Amount of United States dollars committed to public-private and civil society partnerships
		12.7-promote public procurement practices that are sustainable, in accordance with national policies and priorities	<ul style="list-style-type: none"> 12.7.1 Number of countries implementing sustainable public procurement policies and action plans
	Provide for growth facilitating capital expenditure	8.1-Sustain per capita economic growth in accordance with national circumstances and, in particular, at least 7 per cent gross domestic product growth per annum in the least developed countries	<ul style="list-style-type: none"> 8.1.1 Annual growth rate of real GDP per capita

National Strategy	Sector Strategy	Contribution to Achieving SDG Targets	Contribution to Achieving SDG Indicators
7-2: Develop an efficient and equitable tax system	Implement fundamental tax reform to increase efficiency, simplicity and equity of the tax system	17.1-Strengthen domestic resource mobilization, including through international support to developing countries, to improve domestic capacity for tax and other revenue collection	<ul style="list-style-type: none"> 17.1.2 Proportion of domestic budget funded by domestic taxes
	Improve and rationalize tax administration and payment processes	17.1-Strengthen domestic resource mobilization, including through international support to developing countries, to improve domestic capacity for tax and other revenue collection	<ul style="list-style-type: none"> 17.1.1 Total government revenue as a proportion of GDP, by source 17.1.2 Proportion of domestic budget funded by domestic taxes
	Improve tax compliance in the informal sector by shifting the burden of taxation to consumption	17.1-Strengthen domestic resource mobilization, including through international support to developing countries, to improve domestic capacity for tax and other revenue collection	<ul style="list-style-type: none"> 17.1.1 Total government revenue as a proportion of GDP, by source 17.1.2 Proportion of domestic budget funded by domestic taxes
	Carry out reform of the incentives system to the productive sectors	17.13-Enhance global macroeconomic stability, including through policy coordination and policy coherence	<ul style="list-style-type: none"> 17.3.1 Foreign direct investments (FDI), official development assistance and South-South Cooperation as a proportion of total domestic budget 17.3.2 Volume of remittances (in United States dollars) as a proportion of total GDP
7-3: Maintain financial system stability	Strengthen the legislative and regulatory framework for the financial system	17.13-Enhance global macroeconomic stability, including through policy coordination and policy coherence	<ul style="list-style-type: none"> 17.3.1 Foreign direct investments (FDI), official development assistance and South-South Cooperation as a proportion of total domestic budget 17.3.2 Volume of remittances (in United States dollars) as a proportion of total GDP
		10.5- Improve the regulation and monitoring of global financial markets and institutions and strengthen the implementation of such regulations	<ul style="list-style-type: none"> 10.5.1 Financial Soundness Indicators
	Strengthen the institutional framework and capacity to effectively regulate financial institutions and combat financial crimes	10.5-Improve the regulation and monitoring of global financial markets and institutions and strengthen the implementation of such regulations	<ul style="list-style-type: none"> 10.5.1 Financial Soundness Indicators
7-4: Maintain price stability	Adoption of a full-fledged inflation targeting (FFIT) framework with the goal of price stability as its primary objective	17.13-Enhance global macroeconomic stability, including through policy coordination and policy coherence	<ul style="list-style-type: none"> 17.3.1 Foreign direct investments (FDI), official development assistance and South-South Cooperation as a proportion of total domestic budget

National Strategy	Sector Strategy	Contribution to Achieving SDG Targets	Contribution to Achieving SDG Indicators
			<ul style="list-style-type: none"> 17.3.2 Volume of remittances (in United States dollars) as a proportion of total GDP
	Improve monitoring, forecasting, data collection and policy analysis	17.13-Enhance global macroeconomic stability, including through policy coordination and policy coherence	<ul style="list-style-type: none"> 17.3.1 Foreign direct investments (FDI), official development assistance and South-South Cooperation as a proportion of total domestic budget 17.3.2 Volume of remittances (in United States dollars) as a proportion of total GDP
National Outcome #8 – An Enabling Business Environment			
8-1: Ensure a facilitating policy, regulatory and institutional framework for business development	Improve and streamline bureaucratic processes for business establishment and operation	8.3-Promote development-oriented policies that support productive activities, decent job creation, entrepreneurship, creativity and innovation, and encourage the formalization and growth of micro-, small-and medium-sized enterprises, including through access to financial services	<ul style="list-style-type: none"> 8.3.1 Proportion of informal employment in non-agriculture employment, by sex
	Improve processes related to land ownership, titling and transfer		
	Strengthen the legal and regulatory framework for e-commerce and protection of intellectual property (IP) rights		
	Strengthen mechanisms to protect consumer rights		
	Develop the framework for growth and innovation in emerging industries	8.1-Sustain per capita economic growth in accordance with national circumstances and, in particular, at least 7 per cent gross domestic product growth per annum in the least developed countries	<ul style="list-style-type: none"> 8.1.1 Annual growth rate of real GDP per capita
8-2: Increase access to capital	Develop and implement measures for expansion of the domestic capital market	8.1-Sustain per capita economic growth in accordance with national circumstances and, in particular, at least 7 per cent gross domestic product growth per annum in the least developed countries	<ul style="list-style-type: none"> 8.1.1 Annual growth rate of real GDP per capita
		9.3-Increase the access of small-scale industrial and other enterprises, in particular in developing countries, to financial	<ul style="list-style-type: none"> 9.3.1 Proportion of small-scale industries in total industry value added 9.3.2 Proportion of small-scale industries with a loan or line of credit

National Strategy	Sector Strategy	Contribution to Achieving SDG Targets	Contribution to Achieving SDG Indicators
		services, including affordable credit, and their integration into value chains and markets	
8-3: Use trade and foreign relations to create an enabling external environment for economic growth	Promote Jamaica's economic, social and environmental interests within the multilateral system	8.1-Sustain per capita economic growth in accordance with national circumstances and, in particular, at least 7 per cent gross domestic product growth per annum in the least developed countries	<ul style="list-style-type: none"> 8.1.1 Annual growth rate of real GDP per capita
	Implement the Economic Partnership Agreement (EPA) between the EU and CARIFORUM	8.1-Sustain per capita economic growth in accordance with national circumstances and, in particular, at least 7 per cent gross domestic product growth per annum in the least developed countries	<ul style="list-style-type: none"> 8.1.1 Annual growth rate of real GDP per capita
	Strengthen strategic bilateral foreign and trade relations	8.1-Sustain per capita economic growth in accordance with national circumstances and, in particular, at least 7 per cent gross domestic product growth per annum in the least developed countries	<ul style="list-style-type: none"> 8.1.1 Annual growth rate of real GDP per capita
	Ensure successful creation, implementation and effective use of the CARICOM Single Market and Economy (CSME)	8.1-Sustain per capita economic growth in accordance with national circumstances and, in particular, at least 7 per cent gross domestic product growth per annum in the least developed countries	<ul style="list-style-type: none"> 8.1.1 Annual growth rate of real GDP per capita
	Strengthen the involvement of the Jamaican Diaspora in national development		
	Build business capacity to take trade remedy defensive action	8.1-Sustain per capita economic growth in accordance with national circumstances and, in particular, at least 7 per cent gross domestic product growth per annum in the least developed countries	<ul style="list-style-type: none"> 8.1.1 Annual growth rate of real GDP per capita
8-4: Strengthen investment promotion and trade facilitation	Streamline the administrative process for movement of goods through ports of entry	8.1-Sustain per capita economic growth in accordance with national circumstances and, in particular, at least 7 per cent gross domestic product growth per annum in the least developed countries	<ul style="list-style-type: none"> 8.1.1 Annual growth rate of real GDP per capita
	Strengthen the capacity of investment and trade institutions	8.1-Sustain per capita economic growth in accordance with national circumstances and, in particular, at least 7 per cent gross domestic product growth per annum in the least developed countries	<ul style="list-style-type: none"> 8.1.1 Annual growth rate of real GDP per capita
	Market and promote Jamaica as a premier destination for investment	8.1-Sustain per capita economic growth in accordance with national circumstances and, in particular, at least 7 per cent gross domestic product growth per annum in the least developed countries	<ul style="list-style-type: none"> 8.1.1 Annual growth rate of real GDP per capita

National Strategy	Sector Strategy	Contribution to Achieving SDG Targets	Contribution to Achieving SDG Indicators
8-5: Develop an efficient labour market	Strengthen and improve access to electronic platforms and other media for dissemination of labour market information (<i>Cross reference National Outcome #2</i>)	8.5-By 2030, achieve full and productive employment and decent work for all women and men, including for young people and persons with disabilities, and equal pay for work of equal value	<ul style="list-style-type: none"> 8.5.1 Average hourly earnings of female and male employees, by occupation, age and persons with disabilities 8.5.2 Unemployment rate, by sex, age and persons with disabilities
	8-6: Improve the labour environment to enhance labour productivity and worker satisfaction	Remove discriminatory practices based on disability, age, sex, class, religion, sexual orientation, geographical location, HIV status and ethnicity	8.5-By 2030, achieve full and productive employment and decent work for all women and men, including for young people and persons with disabilities, and equal pay for work of equal value
		10.3- Ensure equal opportunity and reduce inequalities of outcome, including by eliminating discriminatory laws, policies and practices and promoting appropriate legislation, policies and action in this regards	<ul style="list-style-type: none"> 10.3.1 Proportion of the population reporting having personally felt discriminated against or harassed within the previous 12 months on the basis of a ground of discrimination prohibited under international human rights law
		10.4-Adopt policies, especially fiscal, wage and social protection policies, and progressively achieve greater equality	<ul style="list-style-type: none"> 10.4.1 Labour share of GDP, comprising wages and social protection transfers
Implement initiatives to improve labour productivity		8.5-By 2030, achieve full and productive employment and decent work for all women and men, including for young people and persons with disabilities, and equal pay for work of equal value	<ul style="list-style-type: none"> 8.5.1 Average hourly earnings of female and male employees, by occupation, age and persons with disabilities 8.5.2 Unemployment rate, by sex, age and persons with disabilities
		8.2- Achieve higher levels of economic productivity through diversification, technological upgrading and innovation, including through a focus on high-value added and labour-intensive sectors	<ul style="list-style-type: none"> 8.2.1 Annual growth rate of real GDP per employed person
Strengthen the legal and regulatory framework to improve the environment for labour		8.8-Protect labour rights and promote safe and secure working environments for all workers, including migrant workers, in particular women migrants, and those in precarious employment	<ul style="list-style-type: none"> 8.8.1 Frequency rates of fatal and non-fatal occupational injuries, by sex and migrant status 8.8.2 Increase in national compliance of labour rights (freedom of association and collective bargaining) based on International Labour Organization (ILO) textual sources and national legislation, by sex and migrant status
Undertake comprehensive labour market reform			<ul style="list-style-type: none"> 8.5.1 Average hourly earnings of female and male employees, by occupation, age and persons with disabilities

National Strategy	Sector Strategy	Contribution to Achieving SDG Targets	Contribution to Achieving SDG Indicators	
		8.5-By 2030, achieve full and productive employment and decent work for all women and men, including for young people and persons with disabilities, and equal pay for work of equal value	<ul style="list-style-type: none"> 8.5.2 Unemployment rate, by sex, age and persons with disabilities 	
	Widen the modes of employment generation	8.5-By 2030, achieve full and productive employment and decent work for all women and men, including for young people and persons with disabilities, and equal pay for work of equal value	<ul style="list-style-type: none"> 8.5.1 Average hourly earnings of female and male employees, by occupation, age and persons with disabilities 8.5.2 Unemployment rate, by sex, age and persons with disabilities 	
	Strengthen the framework for optimal deployment of labour	8.5-By 2030, achieve full and productive employment and decent work for all women and men, including for young people and persons with disabilities, and equal pay for work of equal value	<ul style="list-style-type: none"> 8.5.1 Average hourly earnings of female and male employees, by occupation, age and persons with disabilities 8.5.2 Unemployment rate, by sex, age and persons with disabilities 	
	Promote work experience programmes at secondary and post-secondary institutions	8.5-By 2030, achieve full and productive employment and decent work for all women and men, including for young people and persons with disabilities, and equal pay for work of equal value	<ul style="list-style-type: none"> 8.5.1 Average hourly earnings of female and male employees, by occupation, age and persons with disabilities 8.5.2 Unemployment rate, by sex, age and persons with disabilities 	
			<ul style="list-style-type: none"> 8.6.1 Proportion of youth (aged 15-24 years) not in education, employment or training 	
	Facilitate an environment that promotes effective collective bargaining, the protection of workers (unionized and non-unionized) and employers, in accordance with labour legislation	8.5-By 2030, achieve full and productive employment and decent work for all women and men, including for young people and persons with disabilities, and equal pay for work of equal value	<ul style="list-style-type: none"> 8.5.1 Average hourly earnings of female and male employees, by occupation, age and persons with disabilities 8.5.2 Unemployment rate, by sex, age and persons with disabilities 	
		8.8- Protect labour rights and promote safe and secure working environments for all workers, including migrant workers, in particular women migrants, and those in precarious employment	<ul style="list-style-type: none"> 8.8.1 Frequency rates of fatal and non-fatal occupational injuries, by sex and migrant status 8.8.2 Increase in national compliance of labour rights (freedom of association and collective bargaining) based on International Labour Organization (ILO) textual sources and national legislation, by sex and migrant status 	
	8-7: Develop the capabilities of micro, small and	Strengthen the legislative, regulatory, institutional and policy framework for MSMEs	8.3-Promote development-oriented policies that support productive activities, decent job creation, entrepreneurship, creativity and innovation, and encourage the formalization and growth of micro-,	<ul style="list-style-type: none"> 8.3.1 Proportion of informal employment in non-agriculture employment, by sex

National Strategy	Sector Strategy	Contribution to Achieving SDG Targets	Contribution to Achieving SDG Indicators
medium-sized enterprises (MSMEs)		small-and medium-sized enterprises, including through access to financial services	
	Increase and strengthen acquisition, analysis and application of data and information on MSMEs and the informal sector	8.3-Promote development-oriented policies that support productive activities, decent job creation, entrepreneurship, creativity and innovation, and encourage the formalization and growth of micro-, small-and medium-sized enterprises, including through access to financial services	<ul style="list-style-type: none"> 8.3.1 Proportion of informal employment in non-agriculture employment, by sex
	Expand credit facilities for MSMEs	8.3-Promote development-oriented policies that support productive activities, decent job creation, entrepreneurship, creativity and innovation, and encourage the formalization and growth of micro-, small-and medium-sized enterprises, including through access to financial services	<ul style="list-style-type: none"> 8.3.1 Proportion of informal employment in non-agriculture employment, by sex
	Promote and develop entrepreneurship	8.3-Promote development-oriented policies that support productive activities, decent job creation, entrepreneurship, creativity and innovation, and encourage the formalization and growth of micro-, small-and medium-sized enterprises, including through access to financial services	<ul style="list-style-type: none"> 8.3.1 Proportion of informal employment in non-agriculture employment, by sex
	Provide training and capacity development for MSMEs	8.3-Promote development-oriented policies that support productive activities, decent job creation, entrepreneurship, creativity and innovation, and encourage the formalization and growth of micro-, small-and medium-sized enterprises, including through access to financial services	<ul style="list-style-type: none"> 8.3.1 Proportion of informal employment in non-agriculture employment, by sex
National Outcome # 9 – Strong Economic Infrastructure			
9-1: Expand and rationalize land transport infrastructure and services	Ensure an appropriate integrated legislative, regulatory and institutional framework for the transport sector	9.1-Develop quality, reliable, sustainable and resilient infrastructure, including regional and transborder infrastructure, to support economic development and human well-being, with a focus on affordable and equitable access for all	<ul style="list-style-type: none"> 9.1.1 Proportion of the rural population who live within 2 km of an all-season road 9.1.2 Passenger and freight volumes, by mode of transport
		3.6- By 2020, halve the number of global deaths and injuries from road traffic accidents	<ul style="list-style-type: none"> 3.6.1 Death rate due to road traffic injuries

National Strategy	Sector Strategy	Contribution to Achieving SDG Targets	Contribution to Achieving SDG Indicators
	Improve coordination in the implementation of land transport related policies and programmes	9.1-Develop quality, reliable, sustainable and resilient infrastructure, including regional and transborder infrastructure, to support economic development and human well-being, with a focus on affordable and equitable access for all	<ul style="list-style-type: none"> 9.1.1 Proportion of the rural population who live within 2 km of an all-season road 9.1.2 Passenger and freight volumes, by mode of transport
	Develop and expand public bus system to meet sustainable transport needs	9.1-Develop quality, reliable, sustainable and resilient infrastructure, including regional and transborder infrastructure, to support economic development and human well-being, with a focus on affordable and equitable access for all	<ul style="list-style-type: none"> 9.1.1 Proportion of the rural population who live within 2 km of an all-season road 9.1.2 Passenger and freight volumes, by mode of transport
	Improve and modernize rail services	9.1-Develop quality, reliable, sustainable and resilient infrastructure, including regional and transborder infrastructure, to support economic development and human well-being, with a focus on affordable and equitable access for all	<ul style="list-style-type: none"> 9.1.1 Proportion of the rural population who live within 2 km of an all-season road 9.1.2 Passenger and freight volumes, by mode of transport
		11.2-By 2030, provide access to safe, affordable, accessible and sustainable transport systems for all, improving road safety, notably by expanding public transport, with special attention to the needs of those in vulnerable situations, women, children, persons with disabilities and older persons	<ul style="list-style-type: none"> 11.2.1 Proportion of population that has convenient access to public transport, by sex, age and persons with disabilities
		9.1- Develop quality, reliable, sustainable and resilient infrastructure, including regional and transborder infrastructure, to support economic development and human well-being, with a focus on affordable and equitable access for all	<ul style="list-style-type: none"> 9.1.1 Proportion of the rural population who live within 2 km of an all-season road 9.1.2 Passenger and freight volumes, by mode of transport
		11.2-By 2030, provide access to safe, affordable, accessible and sustainable transport systems for all, improving road safety, notably by expanding public transport, with special attention to the needs of those in vulnerable situations, women, children, persons with disabilities and older persons	<ul style="list-style-type: none"> 11.2.1 Proportion of population that has convenient access to public transport, by sex, age and persons with disabilities
	Strengthen the institutional capacity and capabilities of road authorities to develop and maintain the road network		

National Strategy	Sector Strategy	Contribution to Achieving SDG Targets	Contribution to Achieving SDG Indicators
	Advance the improvement and modernization of the road network and highway infrastructure	9.1-Develop quality, reliable, sustainable and resilient infrastructure, including regional and transborder infrastructure, to support economic development and human well-being, with a focus on affordable and equitable access for all	<ul style="list-style-type: none"> 9.1.1 Proportion of the rural population who live within 2 km of an all-season road 9.1.2 Passenger and freight volumes, by mode of transport
	Improve the safety and security of all road users	3.6-By 2020, halve the number of global deaths and injuries from road traffic accidents	<ul style="list-style-type: none"> 3.6.1 Death rate due to road traffic injuries
		11.2-By 2030, provide access to safe, affordable, accessible and sustainable transport systems for all, improving road safety, notably by expanding public transport, with special attention to the needs of those in vulnerable situations, women, children, persons with disabilities and older persons	<ul style="list-style-type: none"> 11.2.1 Proportion of population that has convenient access to public transport, by sex, age and persons with disabilities
9-2: Develop a modernized public transport system	Create the framework for a sustainable transportation system	9.4-By 2030, upgrade infrastructure and retrofit industries to make them sustainable, with increased resource-use efficiency and greater adoption of clean and environmentally sound technologies and industrial processes, with all countries taking action in accordance with their respective capabilities	<ul style="list-style-type: none"> 9.4.1 CO2 emission per unit of value added
		9.1-Develop quality, reliable, sustainable and resilient infrastructure, including regional and transborder infrastructure, to support economic development and human well-being, with a focus on affordable and equitable access for all	<ul style="list-style-type: none"> 9.1.1 Proportion of the rural population who live within 2 km of an all-season road 9.1.2 Passenger and freight volumes, by mode of transport
9-3: Expand the domestic and international air transport infrastructure and services	Ensure strategic alliances for airport development and operation	9.1-Develop quality, reliable, sustainable and resilient infrastructure, including regional and transborder infrastructure, to support economic development and human well-being, with a focus on affordable and equitable access for all	<ul style="list-style-type: none"> 9.1.1 Proportion of the rural population who live within 2 km of an all-season road 9.1.2 Passenger and freight volumes, by mode of transport
		11.2-By 2030, provide access to safe, affordable, accessible and sustainable transport systems for all, improving road safety, notably by expanding public transport, with special attention to the needs of those in vulnerable situations, women, children, persons with disabilities and older persons	<ul style="list-style-type: none"> 11.2.1 Proportion of population that has convenient access to public transport, by sex, age and persons with disabilities
	Promote growth of domestic and international air services		

National Strategy	Sector Strategy	Contribution to Achieving SDG Targets	Contribution to Achieving SDG Indicators
9-4: Expand and diversify maritime infrastructure and services	Facilitate the smooth development of strategic maritime infrastructure for cargo and passengers	9.1-Develop quality, reliable, sustainable and resilient infrastructure, including regional and transborder infrastructure, to support economic development and human well-being, with a focus on affordable and equitable access for all	<ul style="list-style-type: none"> 9.1.1 Proportion of the rural population who live within 2 km of an all-season road 9.1.2 Passenger and freight volumes, by mode of transport
	Nurture ancillary and supporting services to develop a maritime centre	9.1-Develop quality, reliable, sustainable and resilient infrastructure, including regional and transborder infrastructure, to support economic development and human well-being, with a focus on affordable and equitable access for all	<ul style="list-style-type: none"> 9.1.1 Proportion of the rural population who live within 2 km of an all-season road 9.1.2 Passenger and freight volumes, by mode of transport
9-5: Develop Jamaica as a regional logistics hub with multimodal transport linkages	Develop and link major supporting logistics centres and facilities island-wide	9.1-Develop quality, reliable, sustainable and resilient infrastructure, including regional and transborder infrastructure, to support economic development and human well-being, with a focus on affordable and equitable access for all	<ul style="list-style-type: none"> 9.1.1 Proportion of the rural population who live within 2 km of an all-season road 9.1.2 Passenger and freight volumes, by mode of transport
		8.1- Sustain per capita economic growth in accordance with national circumstances and, in particular, at least 7 per cent gross domestic product growth per annum in the least developed countries	<ul style="list-style-type: none"> 8.1.1 Annual growth rate of real GDP per capita
9-6: Expand the broadband network island-wide	Develop the policy and strategic planning framework for universal access to high-capacity networks	17.8-Fully operationalize the technology bank and science, technology and innovation capacity-building mechanism for least developed countries by 2017 and enhance the use of enabling technology, in particular information and communications technology	<ul style="list-style-type: none"> 17.8.1 Proportion of individuals using the Internet
		17.6-Enhance North-South, South-South and triangular regional and international cooperation on and access to science, technology and innovation and enhance knowledge sharing on mutually agreed terms, including through improved coordination among existing mechanisms, in particular at the United Nations level, and through a global technology facilitation mechanism	<ul style="list-style-type: none"> 17.6.1 Number of science and/or technology cooperation agreements and programmes between countries, by type of cooperation 17.6.2 Fixed Internet broadband subscriptions per 100 inhabitants, by speed
		9.c-Significantly increase access to information and communications technology and strive to provide universal and	<ul style="list-style-type: none"> 9.c.1 Proportion of population covered by a mobile network, by technology

National Strategy	Sector Strategy	Contribution to Achieving SDG Targets	Contribution to Achieving SDG Indicators
		affordable access to the Internet in least developed countries by 2020	
	Encourage public and private sector partnerships to establish internet connectivity in publicly accessible space	17.8-Fully operationalize the technology bank and science, technology and innovation capacity-building mechanism for least developed countries by 2017 and enhance the use of enabling technology, in particular information and communications technology	<ul style="list-style-type: none"> 17.8.1 Proportion of individuals using the Internet
		9.c-Significantly increase access to information and communications technology and strive to provide universal and affordable access to the Internet in least developed countries by 2020	<ul style="list-style-type: none"> 9.c.1 Proportion of population covered by a mobile network, by technology
9-7: Ensure adequate and safe water supply and sanitation services	Develop infrastructure for efficient and sustainable supply of water	6.1-By 2030, achieve universal and equitable access to safe and affordable drinking water for all	<ul style="list-style-type: none"> 6.1.1 Proportion of population using safely managed drinking water services
		6.2- By 2030, achieve access to adequate and equitable sanitation and hygiene for all and end open defecation, paying special attention to the needs of women and girls and those in vulnerable situations	<ul style="list-style-type: none"> 6.2.1 Proportion of population using safely managed sanitation services, including a hand-washing facility with soap and water
		6.3- By 2030, improve water quality by reducing pollution, eliminating dumping and minimizing release of hazardous chemicals and materials, halving the proportion of untreated wastewater and substantially increasing recycling and safe reuse globally	<ul style="list-style-type: none"> 6.3.1 Proportion of wastewater safely treated 6.3.2 Proportion of bodies of water with good ambient water quality
		6.4- By 2030, substantially increase water-use efficiency across all sectors and ensure sustainable withdrawals and supply of freshwater to address water scarcity and substantially reduce the number of people suffering from water scarcity	<ul style="list-style-type: none"> 6.4.1 Change in water-use efficiency over time 6.4.2 Level of water stress: freshwater withdrawal as a proportion of available freshwater resources
		6.5-By 2030, implement integrated water resources management at all levels, including through transboundary cooperation as appropriate	<ul style="list-style-type: none"> 6.5.1 Degree of integrated water resources management implementation (0-100) 6.5.2 Proportion of transboundary basin area with an operational arrangement for water cooperation

National Strategy	Sector Strategy	Contribution to Achieving SDG Targets	Contribution to Achieving SDG Indicators
	Advance development of infrastructure for sewerage treatment and disposal	6.2-By 2030, achieve access to adequate and equitable sanitation and hygiene for all and end open defecation, paying special attention to the needs of women and girls and those in vulnerable situations	<ul style="list-style-type: none"> 6.2.1 Proportion of population using safely managed sanitation services, including a hand-washing facility with soap and water
		6.3-By 2030, improve water quality by reducing pollution, eliminating dumping and minimizing release of hazardous chemicals and materials, halving the proportion of untreated wastewater and substantially increasing recycling and safe reuse globally	<ul style="list-style-type: none"> 6.3.1 Proportion of wastewater safely treated 6.3.2 Proportion of bodies of water with good ambient water quality
National Outcome # 10 – Energy Security and Efficiency			
10-1: Diversify the Energy Supply	Ensure an appropriate integrated policy, legislative, regulatory and institutional framework for the energy sector	7.1-By 2030, ensure universal access to affordable, reliable and modern energy services	<ul style="list-style-type: none"> 7.1.1 Proportion of population with access to electricity 7.1.2 Proportion of population with primary reliance on clean fuels and technology
		7.2- By 2030, increase substantially the share of renewable energy in the global energy mix	<ul style="list-style-type: none"> 7.2.1 Renewable energy share in the total final energy consumption
	Develop energy diversification priorities in a timely manner based on cost, efficiency, environmental considerations and appropriate technologies	7.1-By 2030, ensure universal access to affordable, reliable and modern energy services	<ul style="list-style-type: none"> 7.1.1 Proportion of population with access to electricity 7.1.2 Proportion of population with primary reliance on clean fuels and technology
		7.2- By 2030, increase substantially the share of renewable energy in the global energy mix	<ul style="list-style-type: none"> 7.2.1 Renewable energy share in the total final energy consumption
	Encourage research, development and timely and efficient implementation of qualified renewable energy projects	7.2-By 2030, increase substantially the share of renewable energy in the global energy mix	<ul style="list-style-type: none"> 7.2.1 Renewable energy share in the total final energy consumption
	Accelerate comprehensive oil and gas exploration programme	7.1-By 2030, ensure universal access to affordable, reliable and modern energy services	<ul style="list-style-type: none"> 7.1.1 Proportion of population with access to electricity 7.1.2 Proportion of population with primary reliance on clean fuels and technology

National Strategy	Sector Strategy	Contribution to Achieving SDG Targets	Contribution to Achieving SDG Indicators
10-2: Promote Energy Efficiency and Conservation	Ensure an appropriate integrated policy, legislative, regulatory and institutional framework for the energy sector	7.3-By 2030, double the global rate of improvement in energy efficiency	<ul style="list-style-type: none"> 7.3.1 Energy intensity measured in terms of primary energy and GDP
	Develop and implement programmes to influence market behaviour to promote efficient use of energy	7.3-By 2030, double the global rate of improvement in energy efficiency	<ul style="list-style-type: none"> 7.3.1 Energy intensity measured in terms of primary energy and GDP
		7.b- By 2030 expand infrastructure and upgrade technology for supplying modern and sustainable energy services for all in developing countries, in particular least developed countries, small island developing States and landlocked developing countries, in accordance with their respective programmes of support	<ul style="list-style-type: none"> 7.b.1 Investments in energy efficiency as a percentage of GDP and the amount of foreign direct investment in financial transfer for infrastructure and technology to sustainable development services
	Establish a framework for timely development, decision making and implementation of the least cost expansion plan (LCEP) for generation, transmission and distribution of electricity	7.b-By 2030 expand infrastructure and upgrade technology for supplying modern and sustainable energy services for all in developing countries, in particular least developed countries, small island developing States and landlocked developing countries, in accordance with their respective programmes of support	<ul style="list-style-type: none"> 7.b.1 Investments in energy efficiency as a percentage of GDP and the amount of foreign direct investment in financial transfer for infrastructure and technology to sustainable development services
National Outcome #11 – A Technology-Enabled Society			
National Strategy 11-1 Integrate Science and Technology in All Areas of Development	Create an effective policy and legislative framework to support and advance STI	9.b.-Support domestic technology development, research and innovation in developing countries, including by ensuring a conducive policy environment for, inter alia, industrial diversification and value addition to commodities	<ul style="list-style-type: none"> 9.b.1 Proportion of medium and high-tech industry value added in total value added
	Build capacity for effective science and technology education	9.5-Enhance scientific research, upgrade the technological capabilities of industrial sectors in all countries, in particular developing countries, including, by 2030, encouraging innovation and substantially increasing the number of research and development workers per 1 million people and public and private research and development spending	<ul style="list-style-type: none"> 9.5.1 Research and development expenditure as a proportion of GDP 9.5.2 Researchers (in full-time equivalent) per million inhabitants

National Strategy	Sector Strategy	Contribution to Achieving SDG Targets	Contribution to Achieving SDG Indicators
	Build strong linkages and create a two-way transfer of knowledge between research in tertiary institutions and the market place	9.b.-Support domestic technology development, research and innovation in developing countries, including by ensuring a conducive policy environment for, inter alia, industrial diversification and value addition to commodities	<ul style="list-style-type: none"> 9.b.1 Proportion of medium and high-tech industry value added in total value added
	Commercialize research and innovation	9.5-Enhance scientific research, upgrade the technological capabilities of industrial sectors, including encouraging innovation and substantially increasing the number of research and development workers per 1million people and public and private research and development spending	<ul style="list-style-type: none"> 9.5.1 Research and development expenditure as a proportion of GDP 9.5.2 Researchers (in full-time equivalent) per million inhabitants
National Strategy 11-2: Establish a Dynamic and Responsive National Innovation System	Strengthen the national research, development and innovation system to facilitate knowledge-based development	9.b.-Support domestic technology development, research and innovation in developing countries, including by ensuring a conducive policy environment for, inter alia, industrial diversification and value addition to commodities	<ul style="list-style-type: none"> 9.b.1 Proportion of medium and high-tech industry value added in total value added
	Create knowledge parks and centres of excellence to facilitate R&D and innovation with emphasis on indigenous technology	9.b.-Support domestic technology development, research and innovation in developing countries, including by ensuring a conducive policy environment for, inter alia, industrial diversification and value addition to commodities	<ul style="list-style-type: none"> 9.b.1 Proportion of medium and high-tech industry value added in total value added
National Outcome #12 – Internationally Competitive Industry Structures			
National Strategy 12-1: Develop company sophistication and productivity	Develop and promote high-quality standards for globally competitive products and services	8.2-Achieve higher levels of economic productivity through diversification, technological upgrading and innovation, including through a focus on high-value added and labour-intensive sectors	<ul style="list-style-type: none"> 8.2.1 Annual growth rate of real GDP per employed person
	Identify and strengthen export capacity in targeted areas	8.1-Sustain per capita economic growth in accordance with national circumstances and, in particular, at least 7 per cent gross domestic product growth per annum in the least developed countries 17.11- Significantly increase the exports of developing countries, in particular with a view to doubling the least developed countries' share of global exports by 2020	<ul style="list-style-type: none"> 8.1.1 Annual growth rate of real GDP per capita 17.11.1 Developing countries' and least developed countries' share of global exports
National Strategy 12-4: Enhance the framework for	Strengthen the policy, legislative and institutional framework for fair trading practices		

National Strategy	Sector Strategy	Contribution to Achieving SDG Targets	Contribution to Achieving SDG Indicators
competition among enterprises			
National Strategy 12-5: Promote Eco-Efficiency and the Green Economy	Promote green jobs and industries	12.1-Implement the 10-Year Framework of Programmes on Sustainable Consumption and Production Patterns, all countries taking action, with developed countries taking the lead, taking into account the development and capabilities of developing countries	<ul style="list-style-type: none"> 12.1.1 Number of countries with sustainable consumption and production (SCP) national action plans or SCP mainstreamed as a priority or a target into national policies
		12.2- By 2030, achieve the sustainable management and efficient use of natural resources	<ul style="list-style-type: none"> 12.2.1 Material footprint, material footprint per capita, and material footprint per GDP 12.2.2 Domestic material consumption, domestic material consumption per capita, and domestic material consumption per GDP
		12.5- By 2030, substantially reduce waste generation through prevention, reduction, recycling and reuse	<ul style="list-style-type: none"> 12.5.1 National recycling rate, tons of material recycled
		12.6- Encourage companies, especially large and transnational companies, to adopt sustainable practices and to integrate sustainability information into their reporting cycle	<ul style="list-style-type: none"> 12.6.1 Number of companies publishing sustainability reports
National Outcome #12 – Internationally Competitive Industry Structures - Agriculture			
	Strengthen agriculture research institutions and programmes	2.5-By 2020, maintain the genetic diversity of seeds, cultivated plants and farmed and domesticated animals and their related wild species, including through soundly managed and diversified seed and plant banks at the national, regional and international levels, and promote access to and fair and equitable sharing of benefits arising from the utilization of genetic resources and associated traditional knowledge, as internationally agreed	<ul style="list-style-type: none"> 2.5.1 Number of plant and animal genetic resources for food and agriculture secured in either medium or long-term conservation facilities 2.5.2 Proportion of local breeds classified as being at risk, not-at-risk or at unknown level of risk of extinction
	Strengthen the framework for greater competitiveness of a diversified range of agricultural products and increase agricultural output particularly of crops, livestock and aquaculture	8.1-Sustain per capita economic growth in accordance with national circumstances and, in particular, at least 7 per cent gross domestic product growth per annum in the least developed countries	<ul style="list-style-type: none"> 8.1.1 Annual growth rate of real GDP per capita
		2.5-By 2020, maintain the genetic diversity of seeds, cultivated plants and farmed and domesticated animals and their related wild species, including through soundly managed and diversified seed	<ul style="list-style-type: none"> 2.5.1 Number of plant and animal genetic resources for food and agriculture secured in either medium or long-term conservation facilities

National Strategy	Sector Strategy	Contribution to Achieving SDG Targets	Contribution to Achieving SDG Indicators
		and plant banks at the national, regional and international levels, and promote access to and fair and equitable sharing of benefits arising from the utilization of genetic resources and associated traditional knowledge, as internationally agreed	<ul style="list-style-type: none"> 2.5.2 Proportion of local breeds classified as being at risk, not-at-risk or at unknown level of risk of extinction
	Provide adequate water supply, irrigation and drainage to boost agricultural productivity and meet the needs of rural communities	2.3-By 2030, double the agricultural productivity and incomes of small-scale food producers, in particular women, indigenous peoples, family farmers, pastoralists and fishers, including through secure and equal access to land, other productive resources and inputs, knowledge, financial services, markets and opportunities for value addition and non-farm employment	<ul style="list-style-type: none"> 2.3.1 Volume of production per labour unit by classes of farming/pastoral/forestry enterprise size 2.3.2 Average income of small-scale food producers, by sex and indigenous status
	Strengthen agricultural marketing structures	8.1-Sustain per capita economic growth in accordance with national circumstances and, in particular, at least 7 per cent gross domestic product growth per annum in the least developed countries	<ul style="list-style-type: none"> 8.1.1 Annual growth rate of real GDP per capita
	Increase the resilience of the agriculture sector to natural hazards	2.4-By 2030, ensure sustainable food production systems and implement resilient agricultural practices that increase productivity and production, that help maintain ecosystems, that strengthen capacity for adaptation to climate change, extreme weather, drought, flooding and other disasters and that progressively improve land and soil quality	<ul style="list-style-type: none"> 2.4.1 Proportion of agricultural area under productive and sustainable agriculture
		13.2- Integrate climate change measures into national policies, strategies and planning	<ul style="list-style-type: none"> 13.2.1 Number of countries that have communicated the establishment or operationalization of an integrated policy/strategy/plan which increases their ability to adapt to the adverse impacts of climate change, and foster climate resilience and low greenhouse gas emissions development in a manner that does not threaten food production (including a national adaptation plan, nationally determined contribution, national communication, biennial update report or other)
	Promote national food and nutrition security and food safety	2.4-By 2030, ensure sustainable food production systems and implement resilient agricultural practices that increase productivity and production, that help maintain ecosystems, that strengthen capacity for adaptation to climate change, extreme weather,	<ul style="list-style-type: none"> 2.4.1 Proportion of agricultural area under productive and sustainable agriculture

National Strategy	Sector Strategy	Contribution to Achieving SDG Targets	Contribution to Achieving SDG Indicators
		drought, flooding and other disasters and that progressively improve land and soil quality	
		2.1- By 2030, end hunger and ensure access by all people, in particular the poor and people in vulnerable situations, including infants, to safe, nutritious and sufficient food all year round	<ul style="list-style-type: none"> 2.1.1 Prevalence of undernourishment 2.1.2 Prevalence of moderate or severe food insecurity in the population, based on the Food Insecurity Experience Scale (FIES)
	Strengthen the strategic planning framework for the agriculture sector	8.1-Sustain per capita economic growth in accordance with national circumstances and, in particular, at least 7 per cent gross domestic product growth per annum in the least developed countries	<ul style="list-style-type: none"> 8.1.1 Annual growth rate of real GDP per capita
	Strengthen the capacity of Government to play a supporting role in development of the agriculture sector	2.a-Increase investment, including through enhanced international cooperation, in rural infrastructure, agricultural research and extension services, technology development and plant and livestock gene banks in order to enhance agricultural productive capacity in developing countries, in particular least developed countries	<ul style="list-style-type: none"> 2.a.1 The agriculture orientation index for government expenditures 2.a.2 Total official flows (official development assistance plus other official flows) to the agriculture sector
	Develop and improve farm roads and access to fish landing sites including rural road networks	2.a-Increase investment, including through enhanced international cooperation, in rural infrastructure, agricultural research and extension services, technology development and plant and livestock gene banks in order to enhance agricultural productive capacity in developing countries, in particular least developed countries	<ul style="list-style-type: none"> 2.a.1 The agriculture orientation index for government expenditures 2.a.2 Total official flows (official development assistance plus other official flows) to the agriculture sector
	Establish a policy and planning framework to protect and develop suitable agricultural lands and fishing sites	12.2-By 2030, achieve the sustainable management and efficient use of natural resources	<ul style="list-style-type: none"> 12.2.1 Material footprint, material footprint per capita, and material footprint per GDP 12.2.2 Domestic material consumption, domestic material consumption per capita, and domestic material consumption per GDP
	Increase access to resources and provide effective services to youth and women in agriculture	2.3-By 2030, double the agricultural productivity and incomes of small-scale food producers, in particular women, indigenous peoples, family farmers, pastoralists and fishers, including through	<ul style="list-style-type: none"> 2.3.1 Volume of production per labour unit by classes of farming/pastoral/forestry enterprise size

National Strategy	Sector Strategy	Contribution to Achieving SDG Targets	Contribution to Achieving SDG Indicators
		secure and equal access to land, other productive resources and inputs, knowledge, financial services, markets and opportunities for value addition and non-farm employment	<ul style="list-style-type: none"> 2.3.2 Average income of small-scale food producers, by sex and indigenous status
	Advance the development of the Fisheries sub-sector	8.1-Sustain per capita economic growth in accordance with national circumstances and, in particular, at least 7 per cent gross domestic product growth per annum in the least developed countries	<ul style="list-style-type: none"> 8.1.1 Annual growth rate of real GDP per capita
National Outcome #12 – Internationally Competitive Industry Structures – Cultural and Creative Industries			
	Develop the Creative Economy and Create a Framework for a Coordinated and Structured Cultural and Creative Industries Sector	8.1 -Sustain per capita economic growth in accordance with national circumstances and, in particular, at least 7 per cent gross domestic product growth per annum in the least developed countries	<ul style="list-style-type: none"> 8.1.1 Annual growth rate of real GDP per capita
		8.3-Promote development-oriented policies that support productive activities, decent job creation, entrepreneurship, creativity and innovation, and encourage the formalization and growth of micro-, small- and medium-sized enterprises, including through access to financial services	<ul style="list-style-type: none"> 8.3.1 Proportion of informal employment in non-agriculture employment, by sex
	Develop Mechanisms to Support Capacity Building and Business Development in the Cultural and Creative Industries	8.3 -Promote development-oriented policies that support productive activities, decent job creation, entrepreneurship, creativity and innovation, and encourage the formalization and growth of micro-, small- and medium-sized enterprises, including through access to financial services	<ul style="list-style-type: none"> 8.3.1 Proportion of informal employment in non-agriculture employment, by sex
		11.4- Strengthen efforts to protect and safeguard the world's cultural and natural heritage	<ul style="list-style-type: none"> 11.4.1 Total expenditure (public and private) per capita spent on the preservation, protection and conservation of all cultural and natural heritage, by type of heritage (cultural, natural, mixed and World Heritage Centre designation), level of government (national, regional and local/municipal), type of expenditure (operating expenditure/investment) and type of private funding (donations in kind, private non-profit sector and sponsorship)

National Strategy	Sector Strategy	Contribution to Achieving SDG Targets	Contribution to Achieving SDG Indicators
	Establish systems, structures, mechanisms and other arrangements for local and global marketing, promotion and distribution of Jamaica's cultural and creative products and services	8.3 -Promote development-oriented policies that support productive activities, decent job creation, entrepreneurship, creativity and innovation, and encourage the formalization and growth of micro-, small- and medium-sized enterprises, including through access to financial services	<ul style="list-style-type: none"> 8.3.1 Proportion of informal employment in non-agriculture employment, by sex
		8.9- By 2030, devise and implement policies to promote sustainable tourism that creates jobs and promotes local culture and products	<ul style="list-style-type: none"> 8.9.1 Tourism direct GDP as a proportion of total GDP and in growth rate 8.9.2 Number of jobs in tourism industries as a proportion of total jobs and growth rate of jobs, by sex
	Strengthen data, statistical and monitoring and evaluation systems for Jamaica's cultural and creative industries	9.5-Enhance scientific research, upgrade the technological capabilities of industrial sectors in all countries, in particular developing countries, including by 2030, encouraging innovation and substantially increasing the number of research and development workers per 1 million people and public and private research and development spending	<ul style="list-style-type: none"> 9.5.1 Research and development expenditure as a proportion of GDP
			<ul style="list-style-type: none"> 9.5.2 Researchers (in full-time equivalent) per million inhabitants
National Outcome #12 – Internationally Competitive Industry Structures – Construction			
	Finalize and promulgate the Construction Industry Policy	8.1-Sustain per capita economic growth in accordance with national circumstances and, in particular, at least 7 per cent gross domestic product growth per annum in the least developed countries	<ul style="list-style-type: none"> 8.1.1 Annual growth rate of real GDP per capita
		8.2- Achieve higher levels of economic productivity through diversification, technological upgrading and innovation, including through a focus on high-value added and labour-intensive sectors	<ul style="list-style-type: none"> 8.2.1 Annual growth rate of real GDP per employed person
		8.3- Promote development-oriented policies that support productive activities, decent job creation, entrepreneurship, creativity and innovation, and encourage the formalization and growth of micro-, small- and medium-sized enterprises, including through access to financial service	<ul style="list-style-type: none"> 8.3.1 Proportion of informal employment in non-agriculture employment, by sex
		8.5- By 2030, achieve full and productive employment and decent work for all women and men, including for young people and persons with disabilities, and equal pay for work of equal value	<ul style="list-style-type: none"> 8.5.1 Average hourly earnings of female and male employees, by occupation, age and persons with disabilities

National Strategy	Sector Strategy	Contribution to Achieving SDG Targets	Contribution to Achieving SDG Indicators
			<ul style="list-style-type: none"> 8.5.2 Unemployment rate, by sex, age and persons with disabilities
	Establish a licencing and improved registration system for contractors and professionals in the construction industry	11.1- By 2030, ensure access for all to adequate, safe and affordable housing and basic services and upgrade slums	<ul style="list-style-type: none"> 11.1.1 Proportion of urban population living in slums, informal settlements or inadequate housing
National Outcome #12 – Internationally Competitive Industry Structures – Information and Communications Technology			
	Create an appropriate policy and regulatory environment conducive to investments in ICT and network development	9.b-Support domestic technology development, research and innovation in developing countries, including by ensuring a conducive policy environment, for inter alia, industrial diversification and value addition to commodities	<ul style="list-style-type: none"> 9.b.1 Proportion of medium and high-tech industry value added in total value added
	Promote greater use of Free and Open Source Software (FOSS)	9.c- Significantly increase access to information and communications technology and strive to provide universal and affordable access to the Internet in least developed countries by 2020	<ul style="list-style-type: none"> 9.c.1 Proportion of population covered by a mobile network, by technology
	Expand the deployment of Community Access Points (CAPs) and community multimedia centres within publicly accessible spaces	9.c-Significantly increase access to information and communications technology and strive to provide universal and affordable access to the Internet in least developed countries by 2020	<ul style="list-style-type: none"> 9.c.1 Proportion of population covered by a mobile network, by technology
		17.8-Fully operationalize the technology bank and science, technology and innovation capacity-building mechanism for least developed countries by 2017 and enhance the use of enabling technology, in particular information and communications technology	<ul style="list-style-type: none"> 17.8.1 Proportion of individuals using the Internet

National Strategy	Sector Strategy	Contribution to Achieving SDG Targets	Contribution to Achieving SDG Indicators
	Proliferate and promote the delivery of first class easily accessible and secure e-government services		
	Integrate ICT in the administration of justice and law enforcement		
	Develop education and skills capacity to support research and innovation in ICT	9.5-Enhance scientific research, upgrade the technological capabilities of industrial sectors in all countries, in particular developing countries, including, by 2030, encouraging innovation and substantially increasing the number of research and development workers per 1 million people and public and private research and development spending	<ul style="list-style-type: none"> 9.5.1 Research and development expenditure as a proportion of GDP 9.5.2 Researchers (in full-time equivalent) per million inhabitants
	Establish full integration of ICT into the teaching and learning processes at all levels	4.4 -By 2030, substantially increase the number of youth and adults who have relevant skills, including technical and vocational skills, for employment, decent jobs and entrepreneurship	<ul style="list-style-type: none"> 4.4.1 Proportion of youth and adults with information and communications technology (ICT) skills, by type of skill
	Develop Jamaica’s outsourcing industry	8.2-Achieve higher levels of economic productivity through diversification, technological upgrading and innovation, including through a focus on high-value added and labour-intensive sectors	<ul style="list-style-type: none"> 8.2.1 Annual growth rate of real GDP per employed person
	Create an enabling business environment which fosters and supports the establishment, growth and survival of manufacturing enterprises	8.1-Sustain per capita economic growth in accordance with national circumstances and, in particular, at least 7 per cent gross domestic product growth per annum in the least developed countries	<ul style="list-style-type: none"> 8.1.1 Annual growth rate of real GDP per capita
		9.2-Promote inclusive and sustainable industrialization and, by 2030, significantly raise industry’s share of employment and gross domestic product, in line with national circumstances, and double its share in least developed countries	<ul style="list-style-type: none"> 9.2.1 Manufacturing value added as a proportion of GDP and per capita 9.2.2 Manufacturing employment as a proportion of total employment
	Ensure Competitive Infrastructure for Manufacturing	8.1-Sustain per capita economic growth in accordance with national circumstances and, in particular, at least 7 per cent gross domestic product growth per annum in the least developed countries	<ul style="list-style-type: none"> 8.1.1 Annual growth rate of real GDP per capita
		9.2- Promote inclusive and sustainable industrialization and, by 2030, significantly raise industry’s share of employment and gross domestic product, in line with national circumstances, and double its share in least developed countries	<ul style="list-style-type: none"> 9.2.1 Manufacturing value added as a proportion of GDP and per capita 9.2.2 Manufacturing employment as a proportion of total employment

National Strategy	Sector Strategy	Contribution to Achieving SDG Targets	Contribution to Achieving SDG Indicators
		9.4- By 2030, upgrade infrastructure and retrofit industries to make them sustainable, with increased resource-use efficiency and greater adoption of clean and environmentally sound technologies and industrial processes, with all countries taking action in accordance with their respective capabilities	<ul style="list-style-type: none"> 9.4.1 CO2 emission per unit of value added
National Outcome #12 – Internationally Competitive Industry Structures – Manufacturing			
	Develop linkages between the manufacturing sector and purchasers in linkage sectors and industries	8.1-Sustain per capita economic growth in accordance with national circumstances and, in particular, at least 7 per cent gross domestic product growth per annum in the least developed countries	<ul style="list-style-type: none"> 8.1.1 Annual growth rate of real GDP per capita
		9.2-Promote inclusive and sustainable industrialization and, by 2030, significantly raise industry’s share of employment and gross domestic product, in line with national circumstances, and double its share in least developed countries	<ul style="list-style-type: none"> 9.2.1 Manufacturing value added as a proportion of GDP and per capita 9.2.2 Manufacturing employment as a proportion of total employment
	Increase exposure of manufacturers to relevant, innovative and cleaner production technologies	8.4-Improve progressively, through 2030, global resource efficiency in consumption and production and endeavour to decouple economic growth from environmental degradation, in accordance with the 10-year framework of programmes on sustainable consumption and production, with developed countries taking the lead	<ul style="list-style-type: none"> 8.4.1 Material footprint, material footprint per capita, and material footprint per GDP 8.4.2 Domestic material consumption, domestic material consumption per capita, and domestic material consumption per GDP
		9.4- By 2030, upgrade infrastructure and retrofit industries to make them sustainable, with increased resource-use efficiency and greater adoption of clean and environmentally sound technologies and industrial processes, with all countries taking action in accordance with their respective capabilities	<ul style="list-style-type: none"> 9.4.1 CO2 emission per unit of value added
	Promote environmental awareness in the manufacturing sector as a means of improving efficiencies	8.4-Improve progressively, through 2030, global resource efficiency in consumption and production and endeavour to decouple economic growth from environmental degradation, in accordance with the 10-year framework of programmes on	<ul style="list-style-type: none"> 8.4.1 Material footprint, material footprint per capita, and material footprint per GDP 8.4.2 Domestic material consumption, domestic material consumption per capita, and domestic material consumption per GDP

National Strategy	Sector Strategy	Contribution to Achieving SDG Targets	Contribution to Achieving SDG Indicators
		sustainable consumption and production, with developed countries taking the lead	
	Improve quality and relevance of training and accreditation at educational and training institutions by strengthening linkages to the manufacturing sector	9.2-Promote inclusive and sustainable industrialization and, by 2030, significantly raise industry's share of employment and gross domestic product, in line with national circumstances, and double its share in least developed countries	<ul style="list-style-type: none"> 9.2.1 Manufacturing value added as a proportion of GDP and per capita 9.2.2 Manufacturing employment as a proportion of total employment
	Climate proof the sector as well as encourage adoption of hazard mitigation and emergency management practices	13.2-Integrate climate change measures into national policies, strategies and planning	<ul style="list-style-type: none"> 13.2.1 Number of countries that have communicated the establishment or operationalization of an integrated policy/strategy/plan which increases their ability to adapt to the adverse impacts of climate change, and foster climate resilience and low greenhouse gas emissions development in a manner that does not threaten food production (including a national adaptation plan, nationally determined contribution, national communication, biennial update report or other)
National Outcome #12 – Internationally Competitive Industry Structures – Mining and Quarrying			
	Ensure an appropriate policy and legislative framework for the long-term development of the minerals industry	12.2-By 2030, achieve the sustainable management and efficient use of natural resources	<ul style="list-style-type: none"> 12.2.1 Material footprint, material footprint per capita, and material footprint per GDP 12.2.2 Domestic material consumption, domestic material consumption per capita, and domestic material consumption per GDP
		8.1- Sustain per capita economic growth in accordance with national circumstances and, in particular, at least 7 per cent gross domestic product growth per annum in the least developed countries	<ul style="list-style-type: none"> 8.1.1 Annual growth rate of real GDP per capita
		8.2- Achieve higher levels of economic productivity through diversification, technological upgrading and innovation, including through a focus on high-value added and labour-intensive sectors	<ul style="list-style-type: none"> 8.2.1 Annual growth rate of real GDP per employed person
	Long-term development of the minerals sector integrated into the overall land use planning and management objectives of the country	15.3-By 2030, combat desertification, restore degraded land and soil, including land affected by desertification, drought and floods, and strive to achieve a land degradation-neutral world	<ul style="list-style-type: none"> 15.3.1 Proportion of land that is degraded over total land area

National Strategy	Sector Strategy	Contribution to Achieving SDG Targets	Contribution to Achieving SDG Indicators
	Boost research and development capabilities of industry players and build institutional capacity	9.5-Enhance scientific research, upgrade the technological capabilities of industrial sectors in all countries, in particular developing countries, including, by 2030, encouraging innovation and substantially increasing the number of research and development workers per 1 million people and public and private research and development spending	<ul style="list-style-type: none"> 9.5.1 Research and development expenditure as a proportion of GDP
	Develop cost-efficient energy solutions for the metallic and non-metallic minerals sub-sectors	7.3-By 2030, double the global rate of improvement in energy efficiency	<ul style="list-style-type: none"> 9.5.2 Researchers (in full-time equivalent) per million inhabitants 7.3.1 Energy intensity measured in terms of primary energy and GDP
	Provision of competitive infrastructure and technology	9.4-By 2030, upgrade infrastructure and retrofit industries to make them sustainable, with increased resource-use efficiency and greater adoption of clean and environmentally sound technologies and industrial processes, with all countries taking action in accordance with their respective capabilities	<ul style="list-style-type: none"> 9.4.1 CO2 emission per unit of value added
	Promote development of diversified value-added non-metallic minerals products		
National Outcome #12 – Internationally Competitive Industry Structures – Services			
	Improve the operation of the financial sector through greater inclusion, education and protection of economic actors	8.10-Strengthen the capacity of domestic financial institutions to encourage and expand access to banking, insurance and financial services for all	<ul style="list-style-type: none"> 8.10.1 Number of commercial bank branches and automated teller machines (ATMs) per 100,000 adults 8.10.2 Proportion of adults (15 years and older) with an account at a bank or other financial institution or with a mobile-money-service provider
	Diversify the range of financial institutions and products	8.1-Sustain per capita economic growth in accordance with national circumstances and, in particular, at least 7 per cent gross domestic product growth per annum in the least developed countries	<ul style="list-style-type: none"> 8.1.1 Annual growth rate of real GDP per capita
	Diversify the transport infrastructure network for the distributive trades		

National Strategy	Sector Strategy	Contribution to Achieving SDG Targets	Contribution to Achieving SDG Indicators
	Collaborate with providers in development of advanced ICT networks and applications for services	8.10-Strengthen the capacity of domestic financial institutions to encourage and expand access to banking, insurance and financial services for all	<ul style="list-style-type: none"> 8.10.1 Number of commercial bank branches and automated teller machines (ATMs) per 100,000 adults 8.10.2 Proportion of adults (15 years and older) with an account at a bank or other financial institution or with a mobile-money-service provider
	Strengthen the business environment for provision of services through improvements in the customer service culture	8.1-Sustain per capita economic growth in accordance with national circumstances and, in particular, at least 7 per cent gross domestic product growth per annum in the least developed countries	<ul style="list-style-type: none"> 8.1.1 Annual growth rate of real GDP per capita
	Strengthen production and marketing of key service sectors	8.1-Sustain per capita economic growth in accordance with national circumstances and, in particular, at least 7 per cent gross domestic product growth per annum in the least developed countries	<ul style="list-style-type: none"> 8.1.1 Annual growth rate of real GDP per capita
National Outcome #12 – Internationally Competitive Industry Structures – Sport			
	Develop and package Sport as a national product for domestic and international trade	8.1-Sustain per capita economic growth in accordance with national circumstances and, in particular, at least 7 per cent gross domestic product growth per annum in the least developed countries	<ul style="list-style-type: none"> 8.1.1 Annual growth rate of real GDP per capita
		8.3-Promote development-oriented policies that support productive activities, decent job creation, entrepreneurship, creativity and innovation, and encourage the formalization and growth of micro-, small- and medium-sized enterprises, including through access to financial services	<ul style="list-style-type: none"> 8.3.1 Proportion of informal employment in non-agriculture employment, by sex
	Create an enabling environment for the development of the sport industry	3.5-Strengthen the prevention and treatment of substance abuse, including narcotic drug abuse and harmful use of alcohol	<ul style="list-style-type: none"> 3.5.1 Coverage of treatment interventions (pharmacological, psychosocial and rehabilitation and aftercare services) for substance use disorders 3.5.2 Harmful use of alcohol, defined according to the national context as alcohol per capita consumption (aged 15 years and older) within a calendar year in litres of pure alcohol
		8.3-Promote development-oriented policies that support productive activities, decent job creation, entrepreneurship, creativity and innovation, and encourage the formalization and growth of micro-, small- and medium-sized enterprises, including through access to financial services	<ul style="list-style-type: none"> 8.3.1 Proportion of informal employment in non-agriculture employment, by sex

National Strategy	Sector Strategy	Contribution to Achieving SDG Targets	Contribution to Achieving SDG Indicators
		9.1- Develop quality, reliable, sustainable and resilient infrastructure, including regional and transborder infrastructure, to support economic development and human well-being, with a focus on affordable and equitable access for all	<ul style="list-style-type: none"> 9.1.1 Proportion of the rural population who live within 2 km of an all-season road 9.1.2 Passenger and freight volumes, by mode of transport
	Strengthen systems and mechanisms for promoting the health and welfare of sportsmen and sportswomen	3.8-Achieve universal health coverage, including financial risk protection, access to quality essential health-care services and access to safe, effective, quality and affordable essential medicines and vaccines for all	<ul style="list-style-type: none"> 3.8.1 Coverage of essential health services (defined as the average coverage of essential services based on tracer interventions that include reproductive, maternal, newborn and child health, infectious diseases, non-communicable diseases and service capacity and access, among the general and the most disadvantaged population) 3.8.2 Number of people covered by health insurance or a public health system per 1,000 population
		8.8-Protect labour rights and promote safe and secure working environments for all workers, including migrant workers, in particular women migrants, and those in precarious employment	<ul style="list-style-type: none"> 8.8.1 Frequency rates of fatal and non-fatal occupational injuries, by sex and migrant status 8.8.2 Increase in national compliance of labour rights (freedom of association and collective bargaining) based on International Labour Organization (ILO) textual sources and national legislation, by sex and migrant status
	National Outcome #12 – Internationally Competitive Industry Structures – Tourism		
	Ensure that the policy and legislative framework supports the competitiveness thrust of the sector	8.9 -By 2030, devise and implement policies to promote sustainable tourism that creates jobs and promotes local culture and products	<ul style="list-style-type: none"> 8.9.1 Tourism direct GDP as a proportion of total GDP and in growth rate 8.9.2 Number of jobs in tourism industries as a proportion of total jobs and growth rate of jobs, by sex
		12.b- Develop and implement tools to monitor sustainable development impacts for sustainable tourism that creates jobs and promotes local culture and products	<ul style="list-style-type: none"> 12.b.1 Number of sustainable tourism strategies or policies and implemented action plans with agreed monitoring and evaluation tools

National Strategy	Sector Strategy	Contribution to Achieving SDG Targets	Contribution to Achieving SDG Indicators
	Develop new tourism market segments and advance gains in the development of new market segments	12.b-Develop and implement tools to monitor sustainable development impacts for sustainable tourism that creates jobs and promotes local culture and products	<ul style="list-style-type: none"> 12.b.1 Number of sustainable tourism strategies or policies and implemented action plans with agreed monitoring and evaluation tools
		11.4- Strengthen efforts to protect and safeguard the world's cultural and natural heritage	<ul style="list-style-type: none"> 11.4.1 Total expenditure (public and private) per capita spent on the preservation, protection and conservation of all cultural and natural heritage, by type of heritage (cultural, natural, mixed and World Heritage Centre designation), level of government (national, regional and local/municipal), type of expenditure (operating expenditure/investment) and type of private funding (donations in kind, private non-profit sector and sponsorship)
	Develop diversified geographic source markets		
	Support and facilitate the development of a variety of accommodations/ Establish a supporting environment for the development of various types of attractions		
	Enhance the visitor experience through product development	11.4-Strengthen efforts to protect and safeguard the world's cultural and natural heritage	<ul style="list-style-type: none"> 11.4.1 Total expenditure (public and private) per capita spent on the preservation, protection and conservation of all cultural and natural heritage, by type of heritage (cultural, natural, mixed and World Heritage Centre designation), level of government (national, regional and local/municipal), type of expenditure (operating expenditure/investment) and type of private funding (donations in kind, private non-profit sector and sponsorship)
	Sustain the framework for deeper linkages between tourism and other sectors (e.g. agriculture, manufacturing, entertainment etc.)	12.b-Develop and implement tools to monitor sustainable development impacts for sustainable tourism that creates jobs and promotes local culture and products	<ul style="list-style-type: none"> 12.b.1 Number of sustainable tourism strategies or policies and implemented action plans with agreed monitoring and evaluation tools
Strengthen the legislative and regulatory framework for the protection of workers' health, safety, remuneration and rights	8.8-Protect labour rights and promote safe and secure working environments for all workers, including migrant workers, in particular women migrants, and those in precarious employment	<ul style="list-style-type: none"> 8.8.1 Frequency rates of fatal and non-fatal occupational injuries, by sex and migrant status 	



National Strategy	Sector Strategy	Contribution to Achieving SDG Targets	Contribution to Achieving SDG Indicators
			<ul style="list-style-type: none"> 8.8.2 Increase in national compliance of labour rights (freedom of association and collective bargaining) based on International Labour Organization (ILO) textual sources and national legislation, by sex and migrant status
		11.1- By 2030, ensure access for all to adequate, safe and affordable housing and basic services and upgrade slums	<ul style="list-style-type: none"> 11.1.1 Proportion of urban population living in slums, informal settlements or inadequate housing
	Ensure that activities of the tourism sector support the country's environmental sustainability goals	12.b-Develop and implement tools to monitor sustainable development impacts for sustainable tourism that creates jobs and promotes local culture and products	<ul style="list-style-type: none"> 12.b.1 Number of sustainable tourism strategies or policies and implemented action plans with agreed monitoring and evaluation tools
	Reduce the vulnerability of the tourism sector to natural hazards and a changing climate	13.1-Strengthen resilience and adaptive capacity to climate-related hazards and natural disasters in all countries	<ul style="list-style-type: none"> 13.1.1 Number of countries with national and local disaster risk reduction strategies 13.1.2 Number of deaths, missing persons and persons affected by disaster per 100,000 people

****National Strategies under respective National Outcomes not included in Medium Term Socio-Economic Policy Framework (MTF) 2018-2021**

National Outcomes	National Strategies
National Outcome 12- Internationally Competitive Industry Structures	Develop economic linkages and clusters


Goal 4, “Jamaica has a healthy natural environment” recognizes the importance of the natural environment and harmony among development activities, environmental sustainability and conservation of the country’s natural resources. Under this goal, Vision 2030 Jamaica focuses on the effective management of the country’s natural resources to ensure the continued provision of essential environmental services. It also focuses on the design of environmental policies that internalize the cost of pollution and environmental damage into the production costs of all economic activities. The strategies recognize that successful environmental management is increasingly becoming the basis for the success or failure of economies and social systems. It further recognizes that healthy, productive and protective environments, social systems and economies are the bases of development, sustainability and human welfare. Also this goal focuses on the development of a comprehensive integrated approach to hazard risk management and climate change; facilitating the development of multi-sectoral and spatial linkages; the implementation of strategies that foster innovative urban and regional planning (based on sustainability principles), and the identification and harnessing of the growth potential of each area, to create sustainable rural and urban communities. Jamaica will have a healthy natural environment when the following three national outcomes are realized:

- Sustainable Management and Use of Environmental and Natural Resources
- Hazard Risk Reduction and Adaptation to Climate Change
- Sustainable Urban and Rural Development

Goal 4- Jamaica has a healthy natural environment		
Goal 4- Jamaica has a healthy natural environment	National Outcome	Aligned Sustainable Development Goals (SDGs)
		

Goal 4- Jamaica has a healthy natural environment


VISION
2030
JAMAICA
GOAL 4
Jamaica has a healthy natural environment



National Outcome #14
Hazard Risk Reduction
and Adaptation to
Climate Change



VISION
2030
JAMAICA
GOAL 4
Jamaica has a healthy natural environment



National Outcome #15
Sustainable Urban and
Rural Development



Key	Data Produced	Data not produced but available	Data not produced and unavailable
National Strategy	Sector Strategy	Contribution to Achieving SDG Targets	Contribution to Achieving SDG Indicators
National Goal 4- Jamaica has a healthy natural environment			
National Outcome #13 - Sustainable Management and Use of Environmental and Natural Resources			
13-1: Integrate Environmental Issues in Economic and Social Decision-Making, Processes and Policies	Create frameworks that will enable the integrated management and sustainable use of Jamaica's natural resources	15.1-By 2020, ensure the conservation, restoration and sustainable use of terrestrial and inland freshwater ecosystems and their services, in particular forests, wetlands, mountains and drylands, in line with obligations under international agreements	<ul style="list-style-type: none"> 15.1.1 Forest area as a proportion of total land area 15.1.2 Proportion of important sites for terrestrial and freshwater biodiversity that are covered by protected areas, by ecosystem type
		14.2- By 2020, sustainably manage and protect marine and coastal ecosystems to avoid significant adverse impacts, including strengthening their resilience, and take action for their restoration in order to achieve healthy and productive oceans	<ul style="list-style-type: none"> 14.2.1 Proportion of national exclusive economic zones managed using ecosystem-based approaches
		12.2- By 2030, achieve the sustainable management and efficient use of natural resources	<ul style="list-style-type: none"> 12.2.1 Material footprint, material footprint per capita, and material footprint per GDP 12.2.2 Domestic material consumption, domestic material consumption per capita, and domestic material consumption per GDP
	Implement best management practices for air, forests, ground and surface water, land, soils, marine resources and minerals resources consumption	15.1-By 2020, ensure the conservation, restoration and sustainable use of terrestrial and inland freshwater ecosystems and their services, in particular forests, wetlands, mountains and drylands, in line with obligations under international agreements	<ul style="list-style-type: none"> 15.1.1 Forest area as a proportion of total land area 15.1.2 Proportion of important sites for terrestrial and freshwater biodiversity that are covered by protected areas, by ecosystem type
		15.2- By 2020, promote the implementation of sustainable management of all types of forests, halt deforestation, restore degraded forests, and substantially increase afforestation and restoration globally	<ul style="list-style-type: none"> 15.2.1 Progress towards sustainable forest management

National Strategy	Sector Strategy	Contribution to Achieving SDG Targets	Contribution to Achieving SDG Indicators
		15.3- By 2030, combat desertification, restore degraded land and soil, included land affected by desertification, drought and flood, and strive to achieve a land degradation-neutral world	<ul style="list-style-type: none"> 15.3.1 Proportion of land that is degraded over total land area
		14.2-By 2020, sustainably manage and protect marine and coastal ecosystems to avoid significant adverse impacts, including strengthening their resilience, and take action for their restoration in order to achieve healthy and productive oceans	<ul style="list-style-type: none"> 14.2.1 Proportion of national exclusive economic zones managed using ecosystem-based approaches
		12.2-By 2030, achieve the sustainable management and efficient use of natural resources	<ul style="list-style-type: none"> 12.2.1 Material footprint, material footprint per capita, and material footprint per GDP 12.2.2 Domestic material consumption, domestic material consumption per capita, and domestic material consumption per GDP
	Update, strengthen and implement relevant environmental legislation	14.2-By 2020, sustainably manage and protect marine and coastal ecosystems to avoid significant adverse impacts, including strengthening their resilience, and take action for their restoration in order to achieve healthy and productive oceans	<ul style="list-style-type: none"> 14.2.1 Proportion of national exclusive economic zones managed using ecosystem-based approaches
	15.2- By 2020, promote the implementation of sustainable management of all types of forests, halt deforestation, restore degraded forests, and substantially increase afforestation and restoration globally	<ul style="list-style-type: none"> 15.2.1 Progress towards sustainable forest management 	
	12.2- By 2030, achieve the sustainable management and efficient use of natural resources	<ul style="list-style-type: none"> 12.2.1 Material footprint, material footprint per capita, and material footprint per GDP 12.2.2 Domestic material consumption, domestic material consumption per capita, and domestic material consumption per GDP 	
	Promote the use of new, clean technologies for all economic activities (tourism, manufacturing etc.)	12.1-Implement the 10-year framework of programmes on sustainable consumption and production patterns, all countries taking action, with developed countries taking the lead, taking into account the development and capabilities of developing countries	<ul style="list-style-type: none"> 12.1.1 Number of countries with sustainable consumption and production (SCP) national action plans or SCP mainstreamed as a priority or a target into national policies

National Strategy	Sector Strategy	Contribution to Achieving SDG Targets	Contribution to Achieving SDG Indicators	
		12.6- Encourage companies, especially large and transnational companies, to adopt sustainable practices and to integrate sustainability information into their reporting cycle	<ul style="list-style-type: none"> 12.6.1 Number of companies publishing sustainability reports 	
		12.5- By 2030, substantially reduce waste generation through prevention, reduction, recycling and reuse	<ul style="list-style-type: none"> 12.5.1 National recycling rate, tons of material recycled 	
13-2: Develop and Implement Mechanisms for Biodiversity Conservation and Ecosystems Management	Adopt an ecosystems management approach	12.2-By 2030, achieve the sustainable management and efficient use of natural resources	<ul style="list-style-type: none"> 12.2.1 Material footprint, material footprint per capita, and material footprint per GDP 12.2.2 Domestic material consumption, domestic material consumption per capita, and domestic material consumption per GDP 	
		15.1- By 2020, ensure the conservation, restoration and sustainable use of terrestrial and inland freshwater ecosystems and their services, in particular forests, wetlands, mountains and drylands, in line with obligations under international agreements	<ul style="list-style-type: none"> 15.1.1 Forest area as a proportion of total land area 15.1.2 Proportion of important sites for terrestrial and freshwater biodiversity that are covered by protected areas, by ecosystem type 	
		15.9- By 2020, integrate ecosystem and biodiversity values into national and local planning, development processes, poverty reduction strategies and accounts	<ul style="list-style-type: none"> 15.9.1 Progress towards national targets established in accordance with Aichi Biodiversity Target 2 of the Strategic Plan for Biodiversity 2011-2020 	
		14.2- By 2020 sustainably manage and protect marine and coastal ecosystems to avoid significant adverse impacts, including strengthening their resilience, and take action for their restoration in order to achieve healthy and productive oceans	<ul style="list-style-type: none"> 14.2.1 Proportion of national exclusive economic zones managed using ecosystem-based approaches 	
		14.7- By 2030, increase the economic benefits to Small Island developing States and least developed countries from the sustainable use of marine resources, including through sustainable management of fisheries, aquaculture and tourism	<ul style="list-style-type: none"> 14.7.1 Sustainable fisheries as a percentage of GDP in Small Island developing States, least developed countries and all countries 	
		6.6- By 2020, protect and restore water-related ecosystems, including mountains, forests, wetlands, rivers, aquifers and lakes	<ul style="list-style-type: none"> 6.6.1 Change in the extent of water-related ecosystems over time 	
		Promote the sustainable management and use of water resources	12.2-By 2030, achieve the sustainable management and efficient use of natural resources	<ul style="list-style-type: none"> 12.2.1 Material footprint, material footprint per capita, and material footprint per GDP
				<ul style="list-style-type: none"> 12.2.2 Domestic material consumption, domestic material consumption per capita, and domestic material consumption per GDP

National Strategy	Sector Strategy	Contribution to Achieving SDG Targets	Contribution to Achieving SDG Indicators
		6.1-By 2030, achieve universal and equitable access to safe and affordable drinking water for all	<ul style="list-style-type: none"> 6.1.1 Proportion of population using safely managed drinking water services
		12.5- By 2030, substantially reduce waste generation through prevention, reduction, recycling and reuse	<ul style="list-style-type: none"> 12.5.1 National recycling rate, tons of material recycled
		6.3-By 2030, improve water quality by reducing pollution, eliminating dumping and minimizing release of hazardous chemicals and materials, halving the proportion of untreated wastewater and substantially increasing recycling and safe reuse globally	<ul style="list-style-type: none"> 6.3.1 Proportion of wastewater safely treated 6.3.2 Proportion of bodies of water with good ambient water quality
		6.2- By 2030, achieve access to adequate and equitable sanitation and hygiene for all and end open defecation, paying special attention to the needs of women and girls and those in vulnerable situations	<ul style="list-style-type: none"> 6.2.1 Proportion of population using safely managed sanitation services, including a hand-washing facility with soap and water
	Reverse loss of environmental resources through restoration initiatives	15.5- Take urgent and significant action to reduce the degradation of natural habitats, halt the loss of biodiversity and, by 2020 protect and prevent the extinction of threatened species	<ul style="list-style-type: none"> 15.5.1 Red List Index
		14.2-By 2020, sustainably manage and protect marine and coastal ecosystems to avoid significant adverse impacts, including by strengthening their resilience, and take action for their restoration in order to achieve healthy and productive oceans	<ul style="list-style-type: none"> 14.2.1 Proportion of national exclusive economic zones managed using ecosystem-based approaches
		12.2- By 2030, achieve the sustainable management and efficient use of natural resources	<ul style="list-style-type: none"> 12.2.1 Material footprint, material footprint per capita, and material footprint per GDP 12.2.2 Domestic material consumption, domestic material consumption per capita, and domestic material consumption per GDP
	Promote sustainable use of biological resources	15.6- Promote fair and equitable sharing the benefits arising from the utilization of genetic resources and promote appropriate access to such resources, as internationally agreed	<ul style="list-style-type: none"> 15.6.1 Number of countries that have adopted legislative, administrative and policy frameworks to ensure fair and equitable sharing of benefits
		15.7- Take urgent action to end poaching and trafficking of protected species of flora and fauna and address both demand and supply of illegal wildlife products	<ul style="list-style-type: none"> 15.7.1 Proportion of traded wildlife that was poached or illicitly trafficked

National Strategy	Sector Strategy	Contribution to Achieving SDG Targets	Contribution to Achieving SDG Indicators
13-3: Develop Efficient and Effective Governance Structures for Environmental Management	Build capacity of environmental institutions (systems, processes, personnel etc.) and encourage transformational leadership	14.4-By 2020, effectively regulate harvesting and end overfishing, illegal, unreported and unregulated fishing and destructive fishing practices and implement science-based management plans, in order to restore fish stocks in the shortest time feasible, at least to levels that can produce maximum sustainable yield as determined by their biological characteristics	<ul style="list-style-type: none"> 14.4.1 Proportion of fish stocks within biologically sustainable levels
	Create a dynamic and responsive regulatory environment including review and strengthening of relevant environmental legislation	15.1 -By 2020, ensure the conservation, restoration and sustainable use of terrestrial and inland freshwater ecosystems and their services, in particular forests, wetlands, mountains and drylands, in line with obligations under international agreements	<ul style="list-style-type: none"> 15.1.1 Forest area as a proportion of total land area 15.1.2 Proportion of important sites for terrestrial and freshwater biodiversity that are covered by protected areas, by ecosystem type
		14.2-By 2020 sustainably manage and protect marine and coastal ecosystems to avoid significant adverse impacts, including strengthening their resilience, and take action for their restoration in order to achieve healthy and productive oceans	<ul style="list-style-type: none"> 14.2.1 Proportion of national exclusive economic zones managed using ecosystem-based approaches
		12.2- By 2030, achieve the sustainable management and efficient use of natural resources	<ul style="list-style-type: none"> 12.2.1 Material footprint, material footprint per capita, and material footprint per GDP 12.2.2 Domestic material consumption, domestic material consumption per capita, and domestic material consumption per GDP
		12.4-By 2020, achieve the environmentally sound management of chemicals and all wastes throughout their life cycle, in accordance with agreed international frameworks, and significantly reduce their release to air, water and soil in order to minimize their adverse impacts on human health and the environment	<ul style="list-style-type: none"> 12.4.1 Number of parties to international multilateral environmental agreements on hazardous waste, and other chemicals that meet their commitments and obligations in transmitting information as required by each relevant agreement 12.4.2 Hazardous waste generated per capita and proportion of hazardous waste treated, by type of treatment
	Support effective delivery of environmental education at all levels of the Jamaican education system and promote environmental awareness	12.8-By 2030, ensure that people everywhere have the relevant information and awareness for sustainable development and lifestyles in harmony with nature	<ul style="list-style-type: none"> 12.8.1 Extent to which (i) global citizenship education and (ii) education for sustainable development (including climate change education) are mainstreamed in (a) national

National Strategy	Sector Strategy	Contribution to Achieving SDG Targets	Contribution to Achieving SDG Indicators
			education policies; (b) curricula; (c) teacher education; and (d) student assessment
13-4: Manage All Forms of Waste Effectively	Strengthen the capacity of local organizations to facilitate citizen participation in sustainable management of their local natural resources	14.b-Provide access for small scale artisanal fishers to marine resources and markets	<ul style="list-style-type: none"> 14.b.1 Progress by countries in the degree of application of a legal/regulatory/policy/institutional framework which recognizes and protects access rights for small-scale fisheries
	Create an appropriate institutional framework for the integrated management of all types of waste, including the development of a comprehensive waste management policy and associated standards and regulations	12.4-By 2020, achieve the environmentally sound management of chemicals and all wastes throughout their life cycle, in accordance with agreed international frameworks, and significantly reduce their release to air, water and soil in order to minimize their adverse impacts on human health and the environment	<ul style="list-style-type: none"> 12.4.1 Number of parties to international multilateral environmental agreements on hazardous waste, and other chemicals that meet their commitments and obligations in transmitting information as required by each relevant agreement
		12.5- By 2030, substantially reduce waste generation through prevention, reduction, recycling and reuse	<ul style="list-style-type: none"> 12.4.2 Hazardous waste generated per capita and proportion of hazardous waste treated, by type of treatment
		14.1- By 2025, prevent and significantly reduce marine pollution of all kinds, in particular from land-based activities, including marine debris and nutrient pollution	<ul style="list-style-type: none"> 12.5.1 National recycling rate, tons of material recycled
	Create incentives for the development of markets for waste (e.g. recycling, waste-to-energy etc.)	12.6-Encourage companies, especially large and transnational companies, to adopt sustainable practices and to integrate sustainability information into their reporting cycle	<ul style="list-style-type: none"> 14.1.1 Index of coastal eutrophication and floating plastic debris density
		12.1-Implement the 10-year framework of programmes on sustainable consumption and production patterns, all countries taking action, with developed countries taking the lead, taking into account the development and capabilities of developing countries	<ul style="list-style-type: none"> 12.6.1 Number of companies publishing sustainability reports
		Create a framework for the management of air quality	12.4-By 2020, achieve the environmentally sound management of chemicals and all wastes throughout their life cycle, in accordance with agreed international frameworks, and significantly reduce their release to air, water and soil in order to minimize their adverse impacts on human health and the environment

National Strategy	Sector Strategy	Contribution to Achieving SDG Targets	Contribution to Achieving SDG Indicators
National Outcome# 14 - Hazard Risk Reduction and Adaptation to Climate Change			
14-1: Improve resilience to all forms of hazards	Modernize the policy and legal framework related to hazard risk reduction	13.1-Strengthen resilience and adaptive capacity to climate-related hazards and natural disasters in all countries	<ul style="list-style-type: none"> • 13.1.1 Number of countries with national and local disaster risk reduction strategies • 13.1.2 Number of deaths, missing persons and persons affected by disaster per 100,000 people
		11.b- By 2020, substantially increase the number of cities and human settlements adopting and implementing integrated policies and plans towards inclusion, resource efficiency, mitigation and adaptation to climate change, resilience to disasters, and develop and implement in line with the Sendai Framework for Disaster Risk Reduction 2015 – 2030, holistic disaster risk management at all levels	<ul style="list-style-type: none"> • 11.b.1 Proportion of local governments that adopt and implement local disaster risk reduction strategies in line with the Sendai Framework for Disaster Risk Reduction 2015-2030 • 11.b.2 Number of countries with national and local disaster risk reduction strategies
		11.5- By 2030, significantly reduce the number of deaths and the number of people affected and substantially decrease the direct economic losses relative to global gross domestic product caused by disasters, including water-related disasters, with a focus on protecting the poor and people in vulnerable situations	<ul style="list-style-type: none"> • 11.5.1 Number of deaths, missing persons and persons affected by disaster per 100,000 people • 11.5.2 Direct disaster economic loss in relation to global GDP, including disaster damage to critical infrastructure and disruption of basic service
		1.5-By 2030, build the resilience of the poor and those in vulnerable situations and reduce their exposure and vulnerability to climate-related extreme events and other economic, social and environmental shocks and disasters	<ul style="list-style-type: none"> • 1.5.1 Number of deaths, missing persons and persons affected by disaster per 100,000 people • 1.5.2 Direct disaster economic loss in relation to global gross domestic product (GDP) • 1.5.3 Number of countries with national and local disaster risk reduction strategies
		Use predictive tools for modelling, hazard data mapping and risk assessment	13.1-Strengthen resilience and adaptive capacity to climate-related hazards and natural disasters in all countries

National Strategy	Sector Strategy	Contribution to Achieving SDG Targets	Contribution to Achieving SDG Indicators
	Expand early warning systems to reduce the risks of hazards	13.1-Strengthen resilience and adaptive capacity to climate-related hazards and natural disasters in all countries	<ul style="list-style-type: none"> • 13.1.1 Number of countries with national and local disaster risk reduction strategies • 13.1.2 Number of deaths, missing persons and persons affected by disaster per 100,000 people
	Create and strengthen national platforms and establish the foundation for hazard risk reduction	13.1-Strengthen resilience and adaptive capacity to climate-related hazards and natural disasters in all countries	<ul style="list-style-type: none"> • 13.1.1 Number of countries with national and local disaster risk reduction strategies • 13.1.2 Number of deaths, missing persons and persons affected by disaster per 100,000 people
	Establish mechanisms for enhancing resilience of the poor and most vulnerable	13.1-Strengthen resilience and adaptive capacity to climate-related hazards and natural disasters in all countries	<ul style="list-style-type: none"> • 13.1.1 Number of countries with national and local disaster risk reduction strategies • 13.1.2 Number of deaths, missing persons and persons affected by disaster per 100,000 people
		11.5- By 2030, significantly reduce the number of deaths and the number of people affected and substantially decrease the direct economic losses relative to global gross domestic product caused by disasters, including water-related disasters, with a focus on protecting the poor and people in vulnerable situations	<ul style="list-style-type: none"> • 1.5.1 Number of deaths, missing persons and persons affected by disaster per 100,000 people • 11.5.2 Direct disaster economic loss in relation to global GDP, including disaster damage to critical infrastructure and disruption of basic services
		1.5-By 2030, build the resilience of the poor and those in vulnerable situations and reduce their exposure and vulnerability to climate-related extreme events and other economic, social and environmental shocks and disasters	<ul style="list-style-type: none"> • 1.5.1 Number of deaths, missing persons and persons affected by disaster per 100,000 people • 1.5.2 Direct disaster economic loss in relation to global gross domestic product (GDP) • 1.5.3 Number of countries with national and local disaster risk reduction strategies
		12.4-By 2020, achieve the environmentally sound management of chemicals and all wastes throughout their life cycle, in accordance with agreed international frameworks, and significantly reduce their release to air, water and soil in order to minimize their adverse impacts on human health and the environment	<ul style="list-style-type: none"> • 12.4.1 Number of parties to international multilateral environmental agreements on hazardous waste, and other chemicals that meet their commitments and obligations in transmitting information as required by each relevant agreement

National Strategy	Sector Strategy	Contribution to Achieving SDG Targets	Contribution to Achieving SDG Indicators
			<ul style="list-style-type: none"> 12.4.2 Hazardous waste generated per capita and proportion of hazardous waste treated, by type of treatment
14-2: Improve Emergency Response Capability	Develop a comprehensive national disaster recovery framework	11.b-By 2020, substantially increase the number of cities and human settlements adopting and implementing integrated policies and plans towards inclusion, resource efficiency, mitigation and adaptation to climate change, resilience to disasters, and develop and implement in line with the Sendai Framework for Disaster Risk Reduction 2015 – 2030, holistic disaster risk management at all levels	<ul style="list-style-type: none"> 11.b.1 Proportion of local governments that adopt and implement local disaster risk reduction strategies in line with the Sendai Framework for Disaster Risk Reduction 2015-2030 11.b.2 Number of countries with national and local disaster risk reduction strategies
14-3: Develop Measures to Adapt to Climate Change	Adopt best practices for climate change adaptation/ Create mechanisms to fully consider the impacts of climate change and ‘climate proof ’ all national policies and plans	<p>13.2-Integrate climate change measures into national policies, strategies and planning</p> <p>11.b-By 2020, substantially increase the number of cities and human settlements adopting and implementing integrated policies and plans towards inclusion, resource efficiency, mitigation and adaptation to climate change, resilience to disasters, and develop and implement in line with the Sendai Framework for Disaster Risk Reduction 2015 – 2030, holistic disaster risk management at all levels</p> <p>13.b-Promote mechanisms for raising capacity for effective climate change-related planning and management in least developed countries and small island developing States, including focusing on women, youth and local and marginalized communities</p>	<ul style="list-style-type: none"> 13.2.1 Number of countries that have communicated the establishment or operationalization of an integrated policy/strategy/plan which increases their ability to adapt to the adverse impacts of climate change, and foster climate resilience and low greenhouse gas emissions development in a manner that does not threaten food production (including a national adaptation plan, nationally determined contribution, national communication, biennial update report or other) 11.b.1 Proportion of local governments that adopt and implement local disaster risk reduction strategies in line with the Sendai Framework for Disaster Risk Reduction 2015-2030 11.b.2 Number of countries with national and local disaster risk reduction strategies 13.b.1 Number of least developed countries and small island developing States that are receiving specialized support, and amount of support, including finance, technology and capacity-building, for mechanisms for raising capacities for effective climate change-related planning and management,

National Strategy	Sector Strategy	Contribution to Achieving SDG Targets	Contribution to Achieving SDG Indicators
	Identify strategic priorities for climate change	13.3-Improve education, awareness-raising and human and institutional capacity on climate change mitigation, adaptation, impact reduction and early warning	including focusing on women, youth and local and marginalized communities <ul style="list-style-type: none"> • 13.3.1 Number of countries that have integrated mitigation, adaptation, impact reduction and early warning into primary, secondary and tertiary curricula • 13.3.2 Number of countries that have communicated the strengthening of institutional, systemic and individual capacity-building to implement adaptation, mitigation and technology transfer, and development actions
	Promote knowledge of climate change and facilitate knowledge transfer	12.a-Support developing countries to strengthen their scientific and technological capacity to move towards more sustainable patterns of consumption and production 13.3- Improve education, awareness-raising and human and institutional capacity on climate change mitigation, adaptation, impact reduction and early warning	<ul style="list-style-type: none"> • 12.a.1 Amount of support to developing countries on research and development for sustainable consumption and production and environmentally sound technologies • 13.3.1 Number of countries that have integrated mitigation, adaptation, impact reduction and early warning into primary, secondary and tertiary curricula • 13.3.2 Number of countries that have communicated the strengthening of institutional, systemic and individual capacity-building to implement adaptation, mitigation and technology transfer, and development actions
	Promote education and discussion about climate change in communities and amongst the general public	12.8-By 2030, ensure that people everywhere have the relevant information and awareness for sustainable development and lifestyle in harmony with nature 13.3- Improve education, awareness-raising and human and institutional capacity on climate change mitigation, adaptation, impact reduction and early warning	<ul style="list-style-type: none"> • 12.8.1 Extent to which (i) global citizenship education and (ii) education for sustainable development (including climate change education) are mainstreamed in (a) national education policies; (b) curricula; (c) teacher education; and (d) student assessment • 13.3.1 Number of countries that have integrated mitigation, adaptation, impact reduction and early warning into primary, secondary and tertiary curricula • 13.3.2 Number of countries that have communicated the strengthening of institutional, systemic and individual capacity-building to implement adaptation, mitigation and technology transfer, and development actions

National Strategy	Sector Strategy	Contribution to Achieving SDG Targets	Contribution to Achieving SDG Indicators
		13.b- Promote mechanisms for raising capacity for effective climate change-related planning and management in least developed countries and small island developing States, including focusing on women, youth and local and marginalized communities	<ul style="list-style-type: none"> 13.b.1 Number of least developed countries and small island developing States that are receiving specialized support, and amount of support, including finance, technology and capacity-building, for mechanisms for raising capacities for effective climate change-related planning and management, including focusing on women, youth and local and marginalized communities
		1.5-By 2030, build the resilience of the poor and those in vulnerable situations and reduce their exposure and vulnerability to climate-related extreme events and other economic, social and environmental shocks and disasters	<ul style="list-style-type: none"> 1.5.1 Number of deaths, missing persons and persons affected by disaster per 100,000 people 1.5.2 Direct disaster economic loss in relation to global gross domestic product (GDP) 1.5.3 Number of countries with national and local disaster risk reduction strategies
14-4: Contribute to the Effort to Reduce the Global Rate of Climate Change	<p>Conduct research on Jamaica’s levels and sources of greenhouse gas emissions with a view to further reducing the emissions</p> <p>Promote energy conservation and non-carbon-based forms of energy/Promote the use of cleaner technologies</p>	7.3-By 2030, double the global rate of improvement in energy efficiency	<ul style="list-style-type: none"> 7.3.1 Energy intensity measured in terms of primary energy and GDP
National Outcome# 15 - Sustainable Urban and Rural Development			
15-1: Create a Comprehensive and Efficient Planning System	<p>Ensure that development decisions are guided by a spatial planning framework</p> <p>Develop and adopt mechanisms for better integration of spatial models and tools for decision-making</p> <p>Develop and adopt mechanisms for better integration of spatial models and tools for decision-making</p>	<p>11.a-Support positive economic, social and environmental links between urban, peri-urban and rural areas by strengthening national and regional development planning</p> <p>11.a-Support positive economic, social and environmental links between urban, peri-urban and rural areas by strengthening national and regional development planning</p> <p>11.a- Support positive economic, social and environmental links between urban, peri-urban and rural areas by strengthening national and regional development planning</p>	<ul style="list-style-type: none"> 11.a.1 Proportion of population living in cities that implement urban and regional development plans integrating population projections and resource needs, by size of city 11.a.1 Proportion of population living in cities that implement urban and regional development plans integrating population projections and resource needs, by size of city 11.a.1 Proportion of population living in cities that implement urban and regional development plans

National Strategy	Sector Strategy	Contribution to Achieving SDG Targets	Contribution to Achieving SDG Indicators
15-2: Create an Appropriate Framework for Sustainability Planning	Fully implement the Local Sustainable Development Planning Framework	1.4-By 2030, ensure that all men and women, in particular the poor and the vulnerable, have equal rights to economic resources, as well as access to basic services, ownership and control over land and other forms of property, inheritance, natural resources, appropriate new technology and financial services, including microfinance	integrating population projections and resource needs, by size of city <ul style="list-style-type: none"> 1.4.1 Proportion of population living in households with access to basic services 1.4.2 Proportion of total adult population with secure tenure rights to land, with legally recognized documentation and who perceive their rights to land as secure, by sex and by type of tenure
		11.a- Support positive economic, social and environmental links between urban, per-urban and rural areas by strengthening national and regional development planning	<ul style="list-style-type: none"> 11.a.1 Proportion of population living in cities that implement urban and regional development plans integrating population projections and resource needs, by size of city
15-3: Create Sustainable Urban Centres, including Urban Renewal and Upgrading	Design policies to minimize sprawl and encourage compact development, infill and urban regeneration	11.1-By 2030, ensure access for all to adequate, safe and affordable housing and basic services and upgrade slums	<ul style="list-style-type: none"> 11.1.1 Proportion of urban population living in slums, informal settlements or inadequate housing
		11.3- By 2030, enhance inclusive and sustainable urbanization and capacity for participatory, integrated and sustainable human settlement planning and management in all countries	<ul style="list-style-type: none"> 11.3.1 Ratio of land consumption rate to population growth rate 11.3.2 Proportion of cities with a direct participation structure of civil society in urban planning and management that operate regularly and democratically
	Develop growth scenarios for main urban centres/Reverse the process of degradation and decay in urban areas	11.3-By 2030, enhance inclusive and sustainable urbanization and capacity for participatory, integrated and sustainable human settlement planning and management in all countries	<ul style="list-style-type: none"> 11.3.1 Ratio of land consumption rate to population growth rate 11.3.2 Proportion of cities with a direct participation structure of civil society in urban planning and management that operate regularly and democratically
		11.4- Strengthen efforts to protect and safeguard the world’s cultural and natural heritage	<ul style="list-style-type: none"> 11.4.1 Total expenditure (public and private) per capita spent on the preservation, protection and conservation of all cultural and natural heritage, by type of heritage (cultural, natural, mixed and World Heritage Centre designation), level of government (national, regional and local/municipal), type of expenditure (operating expenditure/investment) and type of private funding

National Strategy	Sector Strategy	Contribution to Achieving SDG Targets	Contribution to Achieving SDG Indicators
			(donations in kind, private non-profit sector and sponsorship)
15-4: Create Vibrant and Diversified Rural Areas	Promote growth in rural areas while protecting the environment/ Promote investment in services and infrastructure	11.a-Support positive economic, social and environmental links between urban, peri-urban and rural areas by strengthening national and regional development planning	<ul style="list-style-type: none"> • 11.a.1 Proportion of population living in cities that implement urban and regional development plans integrating population projections and resource needs, by size of city
15-5: Ensure Safe, Sanitary and Affordable Shelter for All	Provide housing opportunities and improve economic access to housing for all income levels of the population by encouraging a mix of residential development types	11.1-By 2030, ensure access for all to adequate, safe and affordable housing and basic services and upgrade slums	<ul style="list-style-type: none"> • 11.1.1 Proportion of urban population living in slums, informal settlements or inadequate housing
	Develop and maintain a comprehensive up-to-date information of housing concerns in the country, and the resources available to address housing needs	11.1-By 2030, ensure access for all to adequate, safe and affordable housing and basic services and upgrade slums	<ul style="list-style-type: none"> • 11.1.1 Proportion of urban population living in slums, informal settlements or inadequate housing